



Total Allocation as per RoP 2017-18		
Part II (National Urban Health Mission)		
Sl. No.	Districts	
1	Arana	-
2	Arwal	-
3	Aurangabad	7,98,636
4	Banka	-
5	Begusarai	1,42,12,582
6	Bhagalpur	2,93,15,620
7	Bhojpur	1,49,04,650
8	Buxar	7,98,636
9	Darbhanga	2,26,38,457
10	East Champaran	15,60,272
11	Gaya	2,79,37,080
12	Gopalganj	-
13	Jamui	-
14	Jehanabad	15,60,272
15	Kaimur	-
16	Katihar	45,21,969
17	Khagaria	-
18	Kishanganj	-
19	Lakhisarai	-
20	Madhepura	-
21	Madhubani	-
22	Munger	1,81,47,299
23	Muzaffarpur	1,43,28,682
24	Nalanda	1,39,62,006
25	Nawada	15,60,272
26	Patna	8,87,57,824
27	Purnia	2,12,54,033
28	Rohas	1,40,76,691
29	Saharsa	78,51,315
30	Samastipur	-
31	Saran	74,36,367
32	Sheikhpura	-
33	Sheohar	-
34	Sitamarhi	-
35	Siwan	15,60,272
36	Supaul	-
37	Vaishali	15,60,272
38	West Champaran	39,78,544
39	RPMU Bhagalpur	6,32,963
40	RPMU Darbhanga	2,14,000
41	RPMU Kosi	1,58,000
42	RPMU Magadh	6,54,444
43	RPMU Munger	2,41,000
44	RPMU Patna	15,70,814
45	RPMU Purnia	5,87,333
46	RPMU Saran	1,86,000
47	RPMU Tirhut	8,90,444
48	ANMMCH, Gaya	-
49	DMCH, Darbhanga	-
50	JLNMCH, Bhagalpur	-
51	NMCH, Patna	-
52	PMCH, Patna	-
53	SKMCH, Muzaffarpur	-
54	IGIMS	-
55	SIHFW	-
<b>Total</b>		<b>31,78,56,747</b>
<b>State Level Fund Retention</b>		<b>8,43,00,253</b>
<b>Grand Total</b>		<b>40,21,57,000</b>

  
SFM-NUHM


  
SPM-NUHM

  
ED-SHSB

20/11/17 (18)

Annexure-1			
ROP/FMR Budget code No.(as per ROP 2017-18):Part- : II (National Urban Health Mission)			
ROP/FMR Budget Head: P.1.2.1 (Planning and Mapping)			
Sl. No.	Districts	Physical Target as per ROP 2017-18 (Physical indicator is No. of UPHCs- 81	District Total Allotment 2017-18 (in Rs.)
a	b	f	(g-h)
1	Araria	0	0
2	Arwal	0	0
3	Aurangabad	0	0
4	Banka	0	0
5	Begusarai	0	0
6	Bhagalpur	0	0
7	Bhojpur	0	0
8	Buxar	0	0
9	Darbhanga	0	0
10	East Champaran	0	0
11	Gaya	0	0
12	Gopalganj	0	0
13	Jamui	0	0
14	Jehanabad	0	0
15	Kaimur	0	0
16	Katihar	0	0
17	Khagaria	0	0
18	Kishanganj	0	0
19	Lakhisarai	0	0
20	Madhepura	0	0
21	Madhubani	0	0
22	Munger	0	0
23	Muzaffarpur	0	0
24	Nalanda	0	0
25	Nawada	0	0
26	Patna	0	0
27	Purnia	0	0
28	Rohtas	0	0
29	Saharsa	0	0
30	Samastipur	0	0
31	Saran	0	0
32	Sheikhpura	0	0
33	Sheohar	0	0
34	Sitamarhi	0	0
35	Siwan	0	0
36	Supaul	0	0
37	Vaishali	0	0
38	West Champaran	0	0
39	RPMU Bhagalpur	0	0
40	RPMU Darbhanga	0	0
41	RPMU Kosi	0	0
42	RPMU Magadh	0	0
43	RPMU Munger	0	0
44	RPMU Patna	0	0
45	RPMU Purnia	0	0
46	RPMU Saran	0	0
47	RPMU Tirhut	0	0
48	ANMMCH, Gaya	0	0
49	DMCH, Darbhanga	0	0
50	JLNMCH, Bhagalpur	0	0
51	NMCH, Patna	0	0
52	PMCH, Patna	0	0
53	SKMCH, Muzaffarpur	0	0
54	IGIMS	0	0
55	SIHFW	0	0
<b>Total</b>		<b>0</b>	<b>0</b>
<b>State Level Fund Retention</b>		<b>81</b>	<b>7977000</b>
<b>Grand Total</b>		<b>81</b>	<b>7977000</b>

  
SFM-NUHM

  
SPM-NUHM



  
ED SHSB

(47)

## Annexure-1

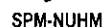
ROP/FMR Budget code No.(as per ROP 2017-18):Part : II (National Urban Health Mission)

ROP/FMR Budget Head: P.2.1.1 (Human Resource-SPMU)

Sl. No.	Districts	Physical Target as per ROP 2017-18 (Physical indicator is No.of SMPU-01)	District Total Allotment 2017-18 (in Rs.)
a	b	f	(g+h)
1	Araria	0	0
2	Arwal	0	0
3	Aurangabad	0	0
4	Banka	0	0
5	Begusarai	0	0
6	Bhagalpur	0	0
7	Bhojpur	0	0
8	Buxar	0	0
9	Darbhanga	0	0
10	East Champaran	0	0
11	Gaya	0	0
12	Gopalganj	0	0
13	Jamui	0	0
14	Jehanabad	0	0
15	Kaimur	0	0
16	Katihar	0	0
17	Khagaria	0	0
18	Kishanganj	0	0
19	Lakhisarai	0	0
20	Madhepura	0	0
21	Madhubani	0	0
22	Munger	0	0
23	Muzaffarpur	0	0
24	Nalanda	0	0
25	Nawada	0	0
26	Patna	0	0
27	Purnia	0	0
28	Rohtas	0	0
29	Saharsa	0	0
30	Samastipur	0	0
31	Saran	0	0
32	Sheikhpura	0	0
33	Sheohar	0	0
34	Sitamarhi	0	0
35	Siwan	0	0
36	Supaul	0	0
37	Vaishali	0	0
38	West Champaran	0	0
39	RPMU Bhagalpur	0	0
40	RPMU Darbhanga	0	0
41	RPMU Kosi	0	0
42	RPMU Magadh	0	0
43	RPMU Munger	0	0
44	RPMU Patna	0	0
45	RPMU Purnia	0	0
46	RPMU Saran	0	0
47	RPMU Tirhut	0	0
48	ANMMCH, Gaya	0	0
49	DMCH, Darbhanga	0	0
50	JLNMCH, Bhagalpur	0	0
51	NMCH, Patna	0	0
52	PMCH, Patna	0	0
53	SKMCH, Muzaffarpur	0	0
54	IGIMS	0	0
55	SIHFW	0	0
<b>Total</b>		<b>0</b>	<b>0</b>
<b>State Level Fund Retention</b>		<b>4</b>	<b>1641000</b>
<b>Grand Total</b>		<b>4</b>	<b>1641000</b>



SFM-NUHM



SPM-NUHM



ED-MSB

40

Annexure-1			
ROP/FMR Budget code No.(as per ROP 2017-18):Part : II (National Urban Health Mission)			
ROP/FMR Budget Head: P.2.1.2 (Mobility Support-SPMU)			
Sl. No.	Districts	Physical Target as per ROP 2017-18 (Physical indicator is No.of SPMU-01)	District Total Allotment 2017-18 (in Rs.)
a	b	f	(g+h)
1	Araria	0	0
2	Arwal	0	0
3	Aurangabad	0	0
4	Banka	0	0
5	Begusarai	0	0
6	Bhagalpur	0	0
7	Bhojpur	0	0
8	Buxar	0	0
9	Darbhanga	0	0
10	East Champaran	0	0
11	Gaya	0	0
12	Gopalganj	0	0
13	Jamui	0	0
14	Jehanabad	0	0
15	Kaimur	0	0
16	Katihar	0	0
17	Khagaria	0	0
18	Kishanganj	0	0
19	Lakhisarai	0	0
20	Madhepura	0	0
21	Madhubani	0	0
22	Munger	0	0
23	Muzaffarpur	0	0
24	Nalanda	0	0
25	Nawada	0	0
26	Patna	0	0
27	Purnia	0	0
28	Rohtas	0	0
29	Saharsa	0	0
30	Samastipur	0	0
31	Saran	0	0
32	Sheikhpura	0	0
33	Sheohar	0	0
34	Sitamarhi	0	0
35	Siwan	0	0
36	Supaul	0	0
37	Vaishali	0	0
38	West Champaran	0	0
39	RPMU Bhagalpur	0	0
40	RPMU Darbhanga	0	0
41	RPMU Kosi	0	0
42	RPMU Magadh	0	0
43	RPMU Munger	0	0
44	RPMU Patna	0	0
45	RPMU Purnia	0	0
46	RPMU Saran	0	0
47	RPMU Tirhut	0	0
48	ANMMCH, Gaya	0	0
49	DMCH, Darbhanga	0	0
50	JLNMCH, Bhagalpur	0	0
51	NMCH, Patna	0	0
52	PMCH, Patna	0	0
53	SKMCH, Muzaffarpur	0	0
54	IGIMS	0	0
55	SIHFW	0	0
<b>Total</b>		<b>0</b>	<b>0</b>
<b>State Level Fund Retention</b>		<b>1</b>	<b>300000</b>
<b>Grand Total</b>		<b>1</b>	<b>300000</b>

  
SFM-NUHM

  
SPM-NUHM

  
EB-SH88

(4)

Annexure-1			
ROP/FMR Budget code No.(as per ROP 2017-18):Part- II (National Urban Health Mission)			
ROP/FMR Budget Head: P.2.1.3 (Administrative Expenses-SPMU)			
Sl. No.	Districts	Physical Target as per ROP 2017-18 (Physical indicator is No.of SPMU-01)	District Total Allotment 2017-18 (in Rs.)
a	b	f	(g+h)
1	Araria	0	0
2	Arwal	0	0
3	Aurangabad	0	0
4	Banka	0	0
5	Begusarai	0	0
6	Bhagalpur	0	0
7	Bhojpur	0	0
8	Buxar	0	0
9	Darbhanga	0	0
10	East Champaran	0	0
11	Gaya	0	0
12	Gopalganj	0	0
13	Jamui	0	0
14	Jehanabad	0	0
15	Kaimur	0	0
16	Katihar	0	0
17	Khagaria	0	0
18	Kishanganj	0	0
19	Lakhisarai	0	0
20	Madhepura	0	0
21	Madhubani	0	0
22	Munger	0	0
23	Muzaffarpur	0	0
24	Nalanda	0	0
25	Nawada	0	0
26	Patna	0	0
27	Purnia	0	0
28	Rohtas	0	0
29	Saharsa	0	0
30	Samastipur	0	0
31	Saran	0	0
32	Sheikhpura	0	0
33	Sheohar	0	0
34	Sitamarhi	0	0
35	Siwan	0	0
36	Supaul	0	0
37	Vaishali	0	0
38	West Champaran	0	0
39	RPMU Bhagalpur	0	0
40	RPMU Darbhanga	0	0
41	RPMU Kosi	0	0
42	RPMU Magadh	0	0
43	RPMU Munger	0	0
44	RPMU Patna	0	0
45	RPMU Purnia	0	0
46	RPMU Saran	0	0
47	RPMU Tirhut	0	0
48	ANMMCH, Gaya	0	0
49	DMCH, Darbhanga	0	0
50	JLNMCH, Bhagalpur	0	0
51	NMCH, Patna	0	0
52	PMCH, Patna	0	0
53	SKMCH, Muzaffarpur	0	0
54	IGIMS	0	0
55	SIHFW	0	0
<b>Total</b>		<b>0</b>	<b>0</b>
<b>State Level Fund Retention</b>		<b>1</b>	<b>600000</b>
<b>Grand Total</b>		<b>1</b>	<b>600000</b>

SFM-NUHM

SPM-NUHM

ED-SHSB

44

Annexure-1			
ROP/FMR Budget code No.(as per ROP 2017-18):Part- : II (National Urban Health Mission)			
ROP/FMR Budget Head:P.2.2.1 (Human Resources-DPMU)			
Sl. No.	Districts	Physical Target as per ROP 2017-18 (Physical indicator is No.of DPMU-15)	District Total Allotment 2017-18 (in Rs.)
a	b	f	(g+h)
1	Araria	0	0
2	Anwal	0	0
3	Aurangabad	0	0
4	Banka	0	0
5	Begusarai	1	420000
6	Bhagalpur	1	441000
7	Bhojpur	1	420000
8	Buxar	0	0
9	Darbhanga	1	420000
10	East Champaran	0	0
11	Gaya	1	420000
12	Gopalganj	0	0
13	Jamui	0	0
14	Jehanabad	0	0
15	Kaimur	0	0
16	Katihar	1	441000
17	Khagaria	0	0
18	Kishanganj	0	0
19	Lakhisarai	0	0
20	Madhepura	0	0
21	Madhubani	0	0
22	Munger	1	420000
23	Muzaffarpur	1	420000
24	Nalanda	1	420000
25	Nawada	0	0
26	Patna	1	420000
27	Purnia	1	420000
28	Rohtas	1	420000
29	Saharsa	1	420000
30	Samastipur	0	0
31	Saran	1	420000
32	Sheikhpura	0	0
33	Sheohar	0	0
34	Sitamarhi	0	0
35	Siwan	0	0
36	Supaul	0	0
37	Vaishali	0	0
38	West Champaran	1	420000
39	RPMU Bhagalpur	0	0
40	RPMU Darbhanga	0	0
41	RPMU Kosi	0	0
42	RPMU Magadh	0	0
43	RPMU Munger	0	0
44	RPMU Patna	0	0
45	RPMU Purnia	0	0
46	RPMU Saran	0	0
47	RPMU Tirhut	0	0
48	ANMMCH, Gaya	0	0
49	DMCH, Darbhanga	0	0
50	JLNMCH, Bhagalpur	0	0
51	NMCH, Patna	0	0
52	PMCH, Patna	0	0
53	SKMCH, Muzaffarpur	0	0
54	IGIMS	0	0
55	SIHFW	0	0
<b>Total</b>		<b>15</b>	<b>6342000</b>
<b>State Level Fund Retention</b>		<b>0</b>	<b>0</b>
<b>Grand Total</b>		<b>15</b>	<b>6342000</b>

  
SFM-NUHM

  
SPM-NUHM



  
ED-SHSB  
2/5/18

(43)

Annexure-1			
ROP/FMR Budget code No.(as per ROP 2017-18):Part- : II (National Urban Health Mission)			
ROP/FMR Budget Head:P.2.2.2 (Mobility Support-DPMU)			
Sl. No.	Districts	Physical Target as per ROP 2017-18 (Physical indicator is No.of DPMU-15)	District Total Allotment 2017-18 (in Rs.)
a	b	f	(g+h)
1	Araria	0	0
2	Arwal	0	0
3	Aurangabad	0	0
4	Banka	0	0
5	Begusarai	1	225000
6	Bhagalpur	1	300000
7	Bhojpur	1	225000
8	Buxar	0	0
9	Darbhanga	1	225000
10	East Champaran	0	0
11	Gaya	1	225000
12	Gopalganj	0	0
13	Jamui	0	0
14	Jehanabad	0	0
15	Kaimur	0	0
16	Katihar	1	225000
17	Khagaria	0	0
18	Kishanganj	0	0
19	Lakhisarai	0	0
20	Madhepura	0	0
21	Madhubani	0	0
22	Munger	1	225000
23	Muzaffarpur	1	225000
24	Nalanda	1	225000
25	Nawada	0	0
26	Patna	1	225000
27	Purnia	1	300000
28	Rohtas	1	225000
29	Saharsa	1	225000
30	Samastipur	0	0
31	Saran	1	225000
32	Sheikhpura	0	0
33	Sheohar	0	0
34	Sitamarhi	0	0
35	Siwan	0	0
36	Supaul	0	0
37	Vaishali	0	0
38	West Champaran	1	225000
39	RPMU Bhagalpur	0	0
40	RPMU Darbhanga	0	0
41	RPMU Kosi	0	0
42	RPMU Magadh	0	0
43	RPMU Munger	0	0
44	RPMU Patna	0	0
45	RPMU Purnia	0	0
46	RPMU Saran	0	0
47	RPMU Tirhut	0	0
48	ANMMCH, Gaya	0	0
49	DMCH, Darbhanga	0	0
50	JLNMCH, Bhagalpur	0	0
51	NMCH, Patna	0	0
52	PMCH, Patna	0	0
53	SKMCH, Muzaffarpur	0	0
54	IGIMS	0	0
55	SIHFW	0	0
<b>Total</b>		<b>15</b>	<b>3525000</b>
<b>State Level Fund Retention</b>		<b>0</b>	<b>0</b>
<b>Grand Total</b>		<b>15</b>	<b>3525000</b>

  
SFM-NUHM

  
SPM-NUHM


  
ED-SHSB



Annexure-1			
ROP/FMR Budget code No.(as per ROP 2017-18):Part- : II (National Urban Health Mission)			
ROP/FMR Budget Head:P.2.2.3 (Administrative Expenses-DPMU)			
Sl. No.	Districts	Physical Target as per ROP 2017-18 (Physical indicator is No.of DPMU-15)	District Total Allotment 2017-18 (in Rs.)
a	b	f	(g+h)
1	Araria	0	0
2	Arwal	0	0
3	Aurangabad	0	0
4	Banka	0	0
5	Begusarai	1	90000
6	Bhagalpur	1	120000
7	Bhojpur	1	90000
8	Buxar	0	0
9	Darbhanga	1	90000
10	East Champaran	0	0
11	Gaya	1	90000
12	Gopalganj	0	0
13	Jamui	0	0
14	Jehanabad	0	0
15	Kaimur	0	0
16	Katihar	1	90000
17	Khagaria	0	0
18	Kishanganj	0	0
19	Lakhisarai	0	0
20	Madhepura	0	0
21	Madhubani	0	0
22	Munger	1	90000
23	Muzaffarpur	1	90000
24	Nalanda	1	90000
25	Nawada	0	0
26	Patna	1	90000
27	Purnia	1	120000
28	Rohtas	1	90000
29	Saharsa	1	90000
30	Samastipur	0	0
31	Saran	1	90000
32	Sheikhpura	0	0
33	Sheohar	0	0
34	Sitamarhi	0	0
35	Siwan	0	0
36	Supaul	0	0
37	Vaishali	0	0
38	West Champaran	1	90000
39	RPMU Bhagalpur	0	0
40	RPMU Darbhanga	0	0
41	RPMU Kosi	0	0
42	RPMU Magadh	0	0
43	RPMU Munger	0	0
44	RPMU Patna	0	0
45	RPMU Purnia	0	0
46	RPMU Saran	0	0
47	RPMU Tirhut	0	0
48	ANMMCH, Gaya	0	0
49	DMCH, Darbhanga	0	0
50	JLNMCH, Bhagalpur	0	0
51	NMCH, Patna	0	0
52	PMCH, Patna	0	0
53	SKMCH, Muzaffarpur	0	0
54	IGIMS	0	0
55	SIHFW	0	0
<b>Total</b>		<b>15</b>	<b>1410000</b>
<b>State Level Fund Retention</b>		<b>0</b>	<b>0</b>
<b>Grand Total</b>		<b>15</b>	<b>1410000</b>


  
SFM-NUHM

  
SFM-NUHM

  
ED-SHSB

(4)

Annexure-1			
ROPI/FMR Budget code No.(as per ROP 2017-18):Part- II (National Urban Health Mission)			
ROPI/FMR Budget Head:P.2.2.4 (Any Other Activity-DPMU)			
Sl. No.	Districts	Physical Target as per ROP 2017-18 (Physical indicator is No.of DPMU-01)	District Total Allotment 2017-18 (in Rs.)
a	b	f	(g+h)
1	Arana	0	0
2	Arwal	0	0
3	Aurangabad	0	0
4	Banka	0	0
5	Begusarai	0	0
6	Bhagalpur	0	0
7	Bhojpur	0	0
8	Buxar	0	0
9	Darbhanga	0	0
10	East Champaran	0	0
11	Gaya	0	0
12	Gopalganj	0	0
13	Jamui	0	0
14	Jehanabad	0	0
15	Kaimur	0	0
16	Katihar	0	0
17	Khagaria	0	0
18	Kishanganj	0	0
19	Lakhisarai	0	0
20	Madhepura	0	0
21	Madhubani	0	0
22	Munger	0	0
23	Muzaffarpur	0	0
24	Nalanda	0	0
25	Nawada	0	0
26	Patna	0	0
27	Purnia	0	0
28	Rohtas	0	0
29	Saharsa	0	0
30	Samastipur	0	0
31	Saran	0	0
32	Sheikhpura	0	0
33	Sheohar	0	0
34	Sitamarhi	0	0
35	Siwan	0	0
36	Supaul	0	0
37	Vaishali	0	0
38	West Champaran	1	150000
39	RPMU Bhagalpur	0	0
40	RPMU Darbhanga	0	0
41	RPMU Kosi	0	0
42	RPMU Magadh	0	0
43	RPMU Munger	0	0
44	RPMU Patna	0	0
45	RPMU Purnia	0	0
46	RPMU Saran	0	0
47	RPMU Tirhut	0	0
48	ANMMCH, Gaya	0	0
49	DMCH, Darbhanga	0	0
50	JLNMCH, Bhagalpur	0	0
51	NMCH, Patna	0	0
52	PMCH, Patna	0	0
53	SKMCH, Muzaffarpur	0	0
54	IGIMS	0	0
55	SIHFW	0	0
<b>Total</b>		<b>1</b>	<b>150000</b>
<b>State Level Fund Retention</b>		<b>0</b>	<b>0</b>
<b>Grand Total</b>		<b>1</b>	<b>150000</b>

  
SFM-NUHM

  
SPM-NUHM

  
ED-SHSB

(4)

Annexure-1			
ROP/FMR Budget code No.(as per ROP 2017-18):Part- II (National Urban Health Mission)			
ROP/FMR Budget Head:P.2.3.1 (Human Resources-CPMU-Patna)			
Sl. No.	Districts	Physical Target as per ROP 2017-18 (Physical indicator is No.of CPMU-05)	District Total Allotment 2017-18 (in Rs.)
a	b	f	(g+h)
1	Araria	0	0
2	Anwal	0	0
3	Aurangabad	0	0
4	Banka	0	0
5	Begusarai	0	0
6	Bhagalpur	0	0
7	Bhojpur	0	0
8	Buxar	0	0
9	Darbhanga	0	0
10	East Champaran	0	0
11	Gaya	0	0
12	Gopalganj	0	0
13	Jamui	0	0
14	Jehanabad	0	0
15	Kaimur	0	0
16	Kathar	0	0
17	Khagaria	0	0
18	Kishanganj	0	0
19	Lakhisarai	0	0
20	Madhepura	0	0
21	Madhubani	0	0
22	Munger	0	0
23	Muzaffarpur	0	0
24	Nalanda	0	0
25	Nawada	0	0
26	Patna	5	1689000
27	Purnia	0	0
28	Rohtas	0	0
29	Saharsa	0	0
30	Samastipur	0	0
31	Saran	0	0
32	Sheikhpura	0	0
33	Sheohar	0	0
34	Sitamarhi	0	0
35	Siwan	0	0
36	Supaul	0	0
37	Vaishali	0	0
38	West Champaran	0	0
39	RPMU Bhagalpur	0	0
40	RPMU Darbhanga	0	0
41	RPMU Kosi	0	0
42	RPMU Magadh	0	0
43	RPMU Munger	0	0
44	RPMU Patna	0	0
45	RPMU Purnia	0	0
46	RPMU Saran	0	0
47	RPMU Tirhut	0	0
48	ANMMCH, Gaya	0	0
49	DMCH, Darbhanga	0	0
50	JLNMCH, Bhagalpur	0	0
51	NMCH, Patna	0	0
52	PMCH, Patna	0	0
53	SKMCH, Muzaffarpur	0	0
54	IGIMS	0	0
55	SIHFW	0	0
<b>Total</b>		<b>5</b>	<b>1689000</b>
<b>State Level Fund Retention</b>		<b>0</b>	<b>0</b>
<b>Grand Total</b>		<b>5</b>	<b>1689000</b>


SFM-NUHM

SPM-NUHM


ED-SHSB

Annexure-1			
ROP/FMR Budget code No.(as per ROP 2017-18):Part- : II (National Urban Health Mission)			
ROP/FMR Budget Head:P.2.3.2 (Mobility Support-CPMU-Patna)			
Sl. No.	Districts	Physical Target as per ROP 2017-18 (Physical indicator is No.of CPMU-01)	District Total Allotment 2017-18 (in Rs.)
a	b	f	(g+h)
1	Araria	0	0
2	Arwal	0	0
3	Aurangabad	0	0
4	Banka	0	0
5	Begusarai	0	0
6	Bhagalpur	0	0
7	Bhojpur	0	0
8	Buxar	0	0
9	Darbhanga	0	0
10	East Champaran	0	0
11	Gaya	0	0
12	Gopalganj	0	0
13	Jamui	0	0
14	Jehanabad	0	0
15	Kaimur	0	0
16	Katihar	0	0
17	Khagaria	0	0
18	Kishanganj	0	0
19	Lakhisarai	0	0
20	Madhepura	0	0
21	Madhubani	0	0
22	Munger	0	0
23	Muzaffarpur	0	0
24	Nalanda	0	0
25	Nawada	0	0
26	Patna	0	300000
27	Purnia	0	0
28	Rohtas	0	0
29	Saharsa	0	0
30	Samastipur	0	0
31	Saran	0	0
32	Sheikhpura	0	0
33	Sheohar	0	0
34	Sitamarhi	0	0
35	Siwan	0	0
36	Supaul	0	0
37	Vaishali	0	0
38	West Champaran	0	0
39	RPMU Bhagalpur	0	0
40	RPMU Darbhanga	0	0
41	RPMU Kosi	0	0
42	RPMU Magadh	0	0
43	RPMU Munger	0	0
44	RPMU Patna	0	0
45	RPMU Purnia	0	0
46	RPMU Saran	0	0
47	RPMU Tirhut	0	0
48	ANMMCH, Gaya	0	0
49	DMCH, Darbhanga	0	0
50	JLMCH, Bhagalpur	0	0
51	NMCH, Patna	0	0
52	PMCH, Patna	0	0
53	SKMCH, Muzaffarpur	0	0
54	IGIMS	0	0
55	SIHFW	0	0
<b>Total</b>		<b>0</b>	<b>300000</b>
<b>State Level Fund Retention</b>		<b>1</b>	<b>0</b>
<b>Grand Total</b>		<b>1</b>	<b>300000</b>

  
SFM-NUHM

  
SPM-NUHM




  
ED-SHSB  
24/5/17

Annexure-1			
ROP/FMR Budget code No.(as per ROP 2017-18):Part- : II (National Urban Health Mission)			
ROP/FMR Budget Head:P.2.3.3 (Administrative Expenses-CPMU-Patna)			
Sl. No.	Districts	Physical Target as per ROP 2017-18 (Physical indicator is No.of CPMU-01)	District Total Allotment 2017-18 (in Rs.)
a	b	f	(g+h)
1	Araria	0	0
2	Arwal	0	0
3	Aurangabad	0	0
4	Banka	0	0
5	Begusarai	0	0
6	Bhagalpur	0	0
7	Bhojpur	0	0
8	Buxar	0	0
9	Darbhanga	0	0
10	East Champaran	0	0
11	Gaya	0	0
12	Gopalganj	0	0
13	Jamui	0	0
14	Jehanabad	0	0
15	Kaimur	0	0
16	Katihar	0	0
17	Khagaria	0	0
18	Kishanganj	0	0
19	Lakhisarai	0	0
20	Madhepura	0	0
21	Madhubani	0	0
22	Munger	0	0
23	Muzaffarpur	0	0
24	Nalanda	0	0
25	Nawada	0	0
26	Patna	0	300000
27	Purnia	0	0
28	Rohtas	0	0
29	Saharsa	0	0
30	Samastipur	0	0
31	Saran	0	0
32	Sheikhpura	0	0
33	Sheohar	0	0
34	Sitamarhi	0	0
35	Siwan	0	0
36	Supaul	0	0
37	Vaishali	0	0
38	West Champaran	0	0
39	RPMU Bhagalpur	0	0
40	RPMU Darbhanga	0	0
41	RPMU Kosi	0	0
42	RPMU Magadh	0	0
43	RPMU Munger	0	0
44	RPMU Patna	0	0
45	RPMU Purnia	0	0
46	RPMU Saran	0	0
47	RPMU Tirhut	0	0
48	ANMMCH, Gaya	0	0
49	DMCH, Darbhanga	0	0
50	JLNMCH, Bhagalpur	0	0
51	NMCH, Patna	0	0
52	PMCH, Patna	0	0
53	SKMCH, Muzaffarpur	0	0
54	IGIMS	0	0
55	SIHFW	0	0
<b>Total</b>		<b>0</b>	<b>300000</b>
<b>State Level Fund Retention</b>		<b>1</b>	<b>0</b>
<b>Grand Total</b>		<b>1</b>	<b>300000</b>

  
SFM-NUHM

  
SPM-NUHM




  
ED-SHSB  
23/11/17

Annexure-1			
ROP/FMR Budget code No.(as per ROP 2017-18);Part- : II (National Urban Health Mission)			
ROP/FMR Budget Head:P.3.1 (Orientation of Urban Local Bodies-ULB)			
Sl. No.	Districts	Physical Target as per ROP 2017-18 (Physical indicator is no. of DPMU-22)	District Total Allotment 2017-18 (in Rs.)
a	b	f	(g+h)
1	Araria	0	0
2	Anwal	0	0
3	Aurangabad	2	24000
4	Banka	0	0
5	Begusarai	2	24000
6	Bhagalpur	2	24000
7	Bhojpur	2	24000
8	Buxar	2	24000
9	Darbhanga	2	24000
10	East Champaran	2	24000
11	Gaya	2	24000
12	Gopalganj	0	0
13	Jamui	0	0
14	Jehanabad	2	24000
15	Kaimur	0	0
16	Katihar	2	24000
17	Khagaria	0	0
18	Kishanganj	0	0
19	Lakhisarai	0	0
20	Madhepura	0	0
21	Madhubani	0	0
22	Munger	2	24000
23	Muzaffarpur	2	24000
24	Nalanda	2	24000
25	Nawada	2	24000
26	Patna	2	46000
27	Purnia	2	24000
28	Rohtas	2	24000
29	Saharsa	2	24000
30	Samastipur	0	0
31	Saran	2	24000
32	Sheikhpura	0	0
33	Sheohar	0	0
34	Sitamarhi	0	0
35	Siwan	2	24000
36	Supaul	0	0
37	Vaishali	2	24000
38	West Champaran	2	24000
39	RPMU Bhagalpur	0	0
40	RPMU Darbhanga	0	0
41	RPMU Kosi	0	0
42	RPMU Magadh	0	0
43	RPMU Munger	0	0
44	RPMU Patna	0	0
45	RPMU Purnia	0	0
46	RPMU Saran	0	0
47	RPMU Tirhut	0	0
48	ANMMCH, Gaya	0	0
49	DMCH, Darbhanga	0	0
50	JLNMCH, Bhagalpur	0	0
51	NMCH, Patna	0	0
52	PMCH, Patna	0	0
53	SKMCH, Muzaffarpur	0	0
54	IGIMS	0	0
55	SIHFW	0	0
<b>Total</b>		<b>44</b>	<b>550000</b>
<b>State Level Fund Retention</b>		<b>0</b>	<b>0</b>
<b>Grand Total</b>		<b>44</b>	<b>550000</b>

  
SFM-NUHM

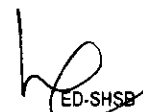
  
SPM-NUHM

  
ED-SHSB  
24/11/17

Annexure-1			
ROP/FMR Budget code No.(as per ROP 2017-18):Part- II (National Urban Health Mission)			
ROP/FMR Budget Head:P.3.2.1 (Training/Orientation of ANM, Staff Nurse & Pharmacist)			
Sl. No.	Districts	Physical Target as per ROP 2017-18 (Physical indicator is no. of Staff-729)	District Total Allotment 2017-18 (in Rs.)
a	b	f	(g+h)
1	Araria	0	0
2	Anwal	0	0
3	Aurangabad	0	0
4	Banka	0	0
5	Begusarai	0	0
6	Bhagalpur	0	0
7	Bhojpur	0	0
8	Buxar	0	0
9	Darbhanga	0	0
10	East Champaran	0	0
11	Gaya	0	0
12	Gopalganj	0	0
13	Jamui	0	0
14	Jehanabad	0	0
15	Kaimur	0	0
16	Katihar	0	0
17	Khagaria	0	0
18	Kishanganj	0	0
19	Lakhisarai	0	0
20	Madhepura	0	0
21	Madhubani	0	0
22	Munger	0	0
23	Muzaffarpur	0	0
24	Nalanda	0	0
25	Nawada	0	0
26	Patna	0	0
27	Purnia	0	0
28	Rohtas	0	0
29	Saharsa	0	0
30	Samastipur	0	0
31	Saran	0	0
32	Sheikhpura	0	0
33	Sheohar	0	0
34	Sitamarhi	0	0
35	Siwan	0	0
36	Supaul	0	0
37	Vaishali	0	0
38	West Champaran	0	0
39	RPMU Bhagalpur	153	153000
40	RPMU Darbhanga	0	0
41	RPMU Kosi	0	0
42	RPMU Magadh	108	108000
43	RPMU Munger	0	0
44	RPMU Patna	279	279000
45	RPMU Purnia	81	81000
46	RPMU Saran	0	0
47	RPMU Tirhut	108	108000
48	ANMMCH, Gaya	0	0
49	DMCH, Darbhanga	0	0
50	JLNMCH, Bhagalpur	0	0
51	NMCH, Patna	0	0
52	PMCH, Patna	0	0
53	SKMCH, Muzaffarpur	0	0
54	IGIMS	0	0
55	SIHFW	0	0
<b>Total</b>		<b>729</b>	<b>729000</b>
<b>State Level Fund Retention</b>		<b>0</b>	<b>0</b>
<b>Grand Total</b>		<b>729</b>	<b>729000</b>


  
SFM-NUHM


  
SPM-NUHM


  
ED-SHSB  
2/9/13

35

Annexure-1			
ROPI/FMR Budget code No.(as per ROP 2017-18):Part- : II (National Urban Health Mission)			
ROPI/FMR Budget Head:P.3.2.2 (Training/Orientation of MO( FT+PT)			
Sl. No.	Districts	Physical Target as per ROP 2017-18 (Physical indicator is No of MO-162)	District Total Allotment 2017-18 (in Rs.)
a	b	f	(g+h)
1	Araria	0	0
2	Arwal	0	0
3	Aurangabad	0	0
4	Banka	0	0
5	Begusarai	0	0
6	Bhagalpur	0	0
7	Bhojpur	0	0
8	Buxar	0	0
9	Darbhanga	0	0
10	East Champaran	0	0
11	Gaya	0	0
12	Gopalganj	0	0
13	Jamui	0	0
14	Jehanabad	0	0
15	Kaimur	0	0
16	Katihar	0	0
17	Khagaria	0	0
18	Kishanganj	0	0
19	Lakhisarai	0	0
20	Madhepura	0	0
21	Madhubani	0	0
22	Munger	0	0
23	Muzaffarpur	0	0
24	Nalanda	0	0
25	Nawada	0	0
26	Patna	0	0
27	Purnia	0	0
28	Rohtas	0	0
29	Saharsa	0	0
30	Samastipur	0	0
31	Saran	0	0
32	Sheikhpura	0	0
33	Sheohar	0	0
34	Sitamarhi	0	0
35	Siwan	0	0
36	Supaul	0	0
37	Vaishali	0	0
38	West Champaran	0	0
39	RPMU Bhagalpur	34	85000
40	RPMU Darbhanga	0	0
41	RPMU Kosi	0	0
42	RPMU Magadh	24	60000
43	RPMU Munger	0	0
44	RPMU Patna	62	155000
45	RPMU Purnia	18	45000
46	RPMU Saran	0	0
47	RPMU Tirhut	24	60000
48	ANMMCH, Gaya	0	0
49	DMCH, Darbhanga	0	0
50	JLNMCH, Bhagalpur	0	0
51	NMCH, Patna	0	0
52	PMCH, Patna	0	0
53	SKMCH, Muzaffarpur	0	0
54	IGIMS	0	0
55	SIHFW	0	0
<b>Total</b>		<b>162</b>	<b>405000</b>
<b>State Level Fund Retention</b>		<b>0</b>	<b>405000</b>
<b>Grand Total</b>		<b>162</b>	<b>810000</b>

  
SFM-NUHM

  
SPM-NUHM

  
ED-SHSB  
2/19/12




Annexure-1			
ROP/FMR Budget code No.(as per ROP 2017-18):Part- : II (National Urban Health Mission)			
ROP/FMR Budget Head:P.3.2.3 (Training/Orientation of Specialist)			
Sl. No.	Districts	Physical Target as per ROP 2017-18 (Physical indicator is no.)	District Total Allotment 2017-18 (in Rs.)
a	b	f	(g-h)
1	Araria	0	0
2	Arwal	0	0
3	Aurangabad	0	0
4	Banka	0	0
5	Begusarai	0	0
6	Bhagalpur	0	0
7	Bhojpur	0	0
8	Buxar	0	0
9	Darbhanga	0	0
10	East Champaran	0	0
11	Gaya	0	0
12	Gopalganj	0	0
13	Jamui	0	0
14	Jehanabad	0	0
15	Kaimur	0	0
16	Katihar	0	0
17	Khagaria	0	0
18	Kishanganj	0	0
19	Lakhisarai	0	0
20	Madhepura	0	0
21	Madhubani	0	0
22	Munger	0	0
23	Muzaffarpur	0	0
24	Nalanda	0	0
25	Nawada	0	0
26	Patna	0	0
27	Purnia	0	0
28	Rohtas	0	0
29	Saharsa	0	0
30	Samastipur	0	0
31	Saran	0	0
32	Sheikhpura	0	0
33	Sheohar	0	0
34	Sitamarhi	0	0
35	Siwan	0	0
36	Supaul	0	0
37	Vaishali	0	0
38	West Champaran	0	0
39	RPMU Bhagalpur	0	0
40	RPMU Darbhanga	0	0
41	RPMU Kosi	0	0
42	RPMU Magadh	0	0
43	RPMU Munger	0	0
44	RPMU Patna	0	0
45	RPMU Purnia	0	0
46	RPMU Saran	0	0
47	RPMU Tirhut	0	0
48	ANMMCH, Gaya	0	0
49	DMCH, Darbhanga	0	0
50	JLNMCH, Bhagalpur	0	0
51	NMCH, Patna	0	0
52	PMCH, Patna	0	0
53	SKMCH, Muzaffarpur	0	0
54	IGIMS	0	0
55	SIHFW	0	0
<b>Total</b>		<b>0</b>	<b>0</b>
<b>State Level Fund Retention</b>		<b>0</b>	<b>500000</b>
<b>Grand Total</b>			<b>500000</b>

  
SFM-NUHM

  
SPM-NUHM




  
ED-SHSB  
2/5/17

Annexure-1			
ROP/FMR Budget code No.(as per ROP 2017-18):Part- : II (National Urban Health Mission)			
ROP/FMR Budget Head:P.3.2.4 (Training/Orientation of RKS)			
Sl. No.	Districts	Physical Target as per ROP 2017-18 (Physical indicator is No. of DPMU-14)	District Total Allotment 2017-18 (in Rs.)
a	b	f	(g+h)
1	Araria	0	0
2	Arwal	0	0
3	Aurangabad	0	0
4	Banka	0	0
5	Begusarai	4	24600
6	Bhagalpur	8	49200
7	Bhojpur	4	24600
8	Buxar	0	0
9	Darbhanga	6	36900
10	East Champaran	0	0
11	Gaya	8	49200
12	Gopalganj	0	0
13	Jamui	0	0
14	Jehanabad	0	0
15	Kaimur	0	0
16	Katihar	1	6150
17	Khagaria	0	0
18	Kishanganj	0	0
19	Lakhisarai	0	0
20	Madhepura	0	0
21	Madhubani	0	0
22	Munger	5	30750
23	Muzaffarpur	4	24600
24	Nalanda	4	24600
25	Nawada	0	0
26	Patna	24	147600
27	Purnia	6	36900
28	Rohtas	3	18450
29	Saharsa	2	12300
30	Samastipur	0	0
31	Saran	2	12300
32	Sheikhpura	0	0
33	Sheohar	0	0
34	Sitamarhi	0	0
35	Siwan	0	0
36	Supaul	0	0
37	Vaishali	0	0
38	West Champaran	0	0
39	RPMU Bhagalpur	0	0
40	RPMU Darbhanga	0	0
41	RPMU Kosi	0	0
42	RPMU Magadh	0	0
43	RPMU Munger	0	0
44	RPMU Patna	0	0
45	RPMU Purnia	0	0
46	RPMU Saran	0	0
47	RPMU Tirhut	0	0
48	ANMMCH, Gaya	0	0
49	DMCH, Darbhanga	0	0
50	JLNMCH, Bhagalpur	0	0
51	NMCH, Patna	0	0
52	PMCH, Patna	0	0
53	SKMCH, Muzaffarpur	0	0
54	IGIMS	0	0
55	SIHFW	0	0
<b>Total</b>		<b>81</b>	<b>498150</b>
<b>State Level Fund Retention</b>		<b>0</b>	<b>1850</b>
<b>Grand Total</b>		<b>81</b>	<b>500000</b>

  
SFM-NUHM


  
SPM-NUHM

  
ED-SHSR  
24/5/17

Annexure-1			
ROP/FMR Budget code No.(as per ROP 2017-18):Part- II (National Urban Health Mission)			
ROP/FMR Budget Head:P.3.2.5 (Training/Orientation of Quality Assurance)			
Sl. No.	Districts	Physical Target as per ROP 2017-18 (Physical indicator is No. of Staff-486)	District Total Allotment 2017-18 (in Rs.)
a	b	f	(g+h)
1	Araria	0	0
2	Arwal	0	0
3	Aurangabad	0	0
4	Banka	0	0
5	Begusarai	0	0
6	Bhagalpur	0	0
7	Bhojpur	0	0
8	Buxar	0	0
9	Darbhanga	0	0
10	East Champaran	0	0
11	Gaya	0	0
12	Gopalganj	0	0
13	Jamui	0	0
14	Jehanabad	0	0
15	Kaimur	0	0
16	Katihar	0	0
17	Khagaria	0	0
18	Kishanganj	0	0
19	Lakhisarai	0	0
20	Madhepura	0	0
21	Madhubani	0	0
22	Munger	0	0
23	Muzaffarpur	0	0
24	Nalanda	0	0
25	Nawada	0	0
26	Patna	0	0
27	Purnia	0	0
28	Rohtas	0	0
29	Saharsa	0	0
30	Samastipur	0	0
31	Saran	0	0
32	Sheikhpura	0	0
33	Sheohar	0	0
34	Sitamarhi	0	0
35	Siwan	0	0
36	Supaul	0	0
37	Vaishali	0	0
38	West Champaran	0	0
39	RPMU Bhagalpur	102	62963
40	RPMU Darbhanga	0	0
41	RPMU Kosi	0	0
42	RPMU Magadh	72	44444
43	RPMU Munger	0	0
44	RPMU Patna	186	114814
45	RPMU Purnia	54	33333
46	RPMU Saran	0	0
47	RPMU Tirhut	72	44444
48	ANMMCH, Gaya	0	0
49	DMCH, Darbhanga	0	0
50	JLNMCH, Bhagalpur	0	0
51	NMCH, Patna	0	0
52	PMCH, Patna	0	0
53	SKMCH, Muzaffarpur	0	0
54	IGIMS	0	0
55	SIHFW	0	0
<b>Total</b>		<b>486</b>	<b>299998</b>
<b>State Level Fund Retention</b>		<b>0</b>	<b>200002</b>
<b>Grand Total</b>		<b>486</b>	<b>500000</b>

  
SFM-NUHM

  
SPM-NUHM

  
EB-SHSB  
21/5/17

Annexure-1			
ROP/FMR Budget code No.(as per ROP 2017-18):Part- : II (National Urban Health Mission)			
ROP/FMR Budget Head:P.3.2.7 (Training/Orientation of HMIS)			
Sl. No.	Districts	Physical Target as per ROP 2017-18 (Physical indicator is no.)	District Total Allotment 2017-18 (in Rs.)
a	b	f	(g+h)
1	Araria	0	0
2	Anwal	0	0
3	Aurangabad	0	0
4	Banka	0	0
5	Begusarai	0	0
6	Bhagalpur	0	0
7	Bhojpur	0	0
8	Buxar	0	0
9	Darbhanga	0	0
10	East Champaran	0	0
11	Gaya	0	0
12	Gopalganj	0	0
13	Jamui	0	0
14	Jehanabad	0	0
15	Kaimur	0	0
16	Katihar	0	0
17	Khagaria	0	0
18	Kishanganj	0	0
19	Lakhisarai	0	0
20	Madhepura	0	0
21	Madhubani	0	0
22	Munger	0	0
23	Muzaffarpur	0	0
24	Nalanda	0	0
25	Nawada	0	0
26	Patna	0	0
27	Purnia	0	0
28	Rohtas	0	0
29	Saharsa	0	0
30	Samastipur	0	0
31	Saran	0	0
32	Sheikhpura	0	0
33	Sheohar	0	0
34	Sitamarhi	0	0
35	Siwan	0	0
36	Supaul	0	0
37	Vaishali	0	0
38	West Champaran	0	0
39	RPMU Bhagalpur	0	0
40	RPMU Darbhanga	0	0
41	RPMU Kosi	0	0
42	RPMU Magadh	0	0
43	RPMU Munger	0	0
44	RPMU Patna	0	0
45	RPMU Purnia	0	0
46	RPMU Saran	0	0
47	RPMU Tirhut	0	0
48	ANMMCH, Gaya	0	0
49	DMCH, Darbhanga	0	0
50	JLNMCH, Bhagalpur	0	0
51	NMCH, Patna	0	0
52	PMCH, Patna	0	0
53	SKMCH, Muzaffarpur	0	0
54	IGIMS	0	0
55	SIHFW	0	0
<b>Total</b>		<b>0</b>	<b>0</b>
<b>State Level Fund Retention</b>		<b>0</b>	<b>146000</b>
<b>Grand Total</b>		<b>0</b>	<b>146000</b>


  
SFM-NUHM


  
SPM-NUHM

  
ED-SHSB

Annexure-1			
ROP/FMR Budget code No.(as per ROP 2017-18):Part- : II (National Urban Health Mission)			
ROP/FMR Budget Head:P.3.2.8 (Training/Orientation of SPMU, DPMU & CPMU)			
Sl. No.	Districts	Physical Target as per ROP 2017-18 (Physical indicator is no. )	District Total Allotment 2017-18 (in Rs.)
a	b	f	(g+h)
1	Araria	0	0
2	Anwal	0	0
3	Aurangabad	0	0
4	Banka	0	0
5	Begusarai	0	0
6	Bhagalpur	0	0
7	Bhojpur	0	0
8	Buxar	0	0
9	Darbhanga	0	0
10	East Champaran	0	0
11	Gaya	0	0
12	Gopalganj	0	0
13	Jamui	0	0
14	Jehanabad	0	0
15	Kaimur	0	0
16	Katihar	0	0
17	Khagaria	0	0
18	Kishanganj	0	0
19	Lakhisarai	0	0
20	Madhepura	0	0
21	Madhubani	0	0
22	Munger	0	0
23	Muzaffarpur	0	0
24	Nalanda	0	0
25	Nawada	0	0
26	Patna	0	0
27	Purnia	0	0
28	Rohtas	0	0
29	Saharsa	0	0
30	Samastipur	0	0
31	Saran	0	0
32	Sheikhpura	0	0
33	Sheohar	0	0
34	Sitamarhi	0	0
35	Siwan	0	0
36	Supaul	0	0
37	Vaishali	0	0
38	West Champaran	0	0
39	RPMU Bhagalpur	0	0
40	RPMU Darbhanga	0	0
41	RPMU Kosi	0	0
42	RPMU Magadh	0	0
43	RPMU Munger	0	0
44	RPMU Patna	0	0
45	RPMU Purnia	0	0
46	RPMU Saran	0	0
47	RPMU Tirhut	0	0
48	ANMMCH, Gaya	0	0
49	DMCH, Darbhanga	0	0
50	JLNMCH, Bhagalpur	0	0
51	NMCH, Patna	0	0
52	PMCH, Patna	0	0
53	SKMCH, Muzaffarpur	0	0
54	IGIMS	0	0
55	SIHFW	0	0
<b>Total</b>		<b>0</b>	<b>0</b>
State Level Fund Retention		0	500000
<b>Grand Total</b>		<b>0</b>	<b>500000</b>

  
SFM-NUHM

  
SPM-NUHM


  
ED-SHSB  
2/11/17

(20

Annexure-1			
ROP/FMR Budget code No.(as per ROP 2017-18):Part- : II (National Urban Health Mission)			
ROP/FMR Budget Head:P.4.1.1.1 (UPHC-ANM Salary)			
Sl. No.	Districts	Physical Target as per ROP 2017-18 (Physical indicator is No. of ASHA-405)	District Total Allotment 2017-18 (in Rs.)
a	b	f	(g+h)
1	Araria	0	0
2	Arwal	0	0
3	Aurangabad	0	0
4	Banka	0	0
5	Begusarai	20	1380000
6	Bhagalpur	40	2760000
7	Bhojpur	20	1380000
8	Buxar	0	0
9	Darbhanga	30	2070000
10	East Champaran	0	0
11	Gaya	40	2760000
12	Gopalganj	0	0
13	Jamui	0	0
14	Jehanabad	0	0
15	Kaimur	0	0
16	Katihar	5	345000
17	Khagaria	0	0
18	Kishanganj	0	0
19	Lakhisarai	0	0
20	Madhepura	0	0
21	Madhubani	0	0
22	Munger	25	1725000
23	Muzaffarpur	20	1380000
24	Nalanda	20	1380000
25	Nawada	0	0
26	Patna	120	8280000
27	Purnia	30	2070000
28	Rohtas	15	1035000
29	Saharsa	10	690000
30	Samastipur	0	0
31	Saran	10	690000
32	Sheikhpura	0	0
33	Sheohar	0	0
34	Sitamarhi	0	0
35	Siwan	0	0
36	Supaul	0	0
37	Vaishali	0	0
38	West Champaran	0	0
39	RPMU Bhagalpur	0	0
40	RPMU Darbhanga	0	0
41	RPMU Kosi	0	0
42	RPMU Magadh	0	0
43	RPMU Munger	0	0
44	RPMU Patna	0	0
45	RPMU Purnia	0	0
46	RPMU Saran	0	0
47	RPMU Tirhut	0	0
48	ANMMCH, Gaya	0	0
49	DMCH, Darbhanga	0	0
50	JLNMCH, Bhagalpur	0	0
51	NMCH, Patna	0	0
52	PMCH, Patna	0	0
53	SKMCH, Muzaffarpur	0	0
54	IGIMS	0	0
55	SIHFW	0	0
<b>Total</b>		<b>405</b>	<b>27945000</b>
State Level Fund Retention		0	30740000
<b>Grand Total</b>		<b>405</b>	<b>58685000</b>

  
SFM-NUHM

  
SPM-NUHM

  
ED-SHSR  
2/1/17

Annexure-1			
ROP/FMR Budget code No.(as per ROP 2017-18):Part- II (National Urban Health Mission)			
ROP/FMR Budget Head:P.4.1.2.1 (UPHC-Staff Nurse Salary)			
Sl. No.	Districts	Physical Target as per ROP 2017-18 (Physical indicator is No. of SN-243)	District Total Allotment 2017-18 (in Rs.)
a	b	f	(g+h)
1	Araria	0	0
2	Arwal	0	0
3	Aurangabad	0	0
4	Banka	0	0
5	Begusarai	12	2880000
6	Bhagalpur	24	5760000
7	Bhojpur	12	2880000
8	Buxar	0	0
9	Darbhanga	18	4320000
10	East Champaran	0	0
11	Gaya	24	5760000
12	Gopalganj	0	0
13	Jamui	0	0
14	Jehanabad	0	0
15	Kaimur	0	0
16	Katihar	3	720000
17	Khagana	0	0
18	Kishanganj	0	0
19	Lakhisarai	0	0
20	Madhepura	0	0
21	Madhubani	0	0
22	Munger	15	3600000
23	Muzaffarpur	12	2880000
24	Nalanda	12	2880000
25	Nawada	0	0
26	Patna	72	17280000
27	Purnia	18	4320000
28	Rohtas	9	2160000
29	Saharsa	6	1440000
30	Samastipur	0	0
31	Saran	6	1440000
32	Sheikhpura	0	0
33	Sheohar	0	0
34	Sitamarhi	0	0
35	Siwan	0	0
36	Supaul	0	0
37	Vaishali	0	0
38	West Champaran	0	0
39	RPMU Bhagalpur	0	0
40	RPMU Darbhanga	0	0
41	RPMU Kosi	0	0
42	RPMU Magadh	0	0
43	RPMU Munger	0	0
44	RPMU Patna	0	0
45	RPMU Purnia	0	0
46	RPMU Saran	0	0
47	RPMU Tirhut	0	0
48	ANMMCH, Gaya	0	0
49	DMCH, Darbhanga	0	0
50	JLNMCH, Bhagalpur	0	0
51	NMCH, Patna	0	0
52	PMCH, Patna	0	0
53	SKMCH, Muzaffarpur	0	0
54	IGIMS	0	0
55	SIHFW	0	0
<b>Total</b>		<b>243</b>	<b>58320000</b>
<b>State Level Fund Retention</b>		<b>0</b>	<b>2916000</b>
<b>Grand Total</b>		<b>243</b>	<b>61236000</b>

  
SFM-NUHM

  
SPM-NUHM

  
ED-SMSB

Annexure-1			
ROP/FMR Budget code No.(as per ROP 2017-18):Part- : II (National Urban Health Mission)			
ROP/FMR Budget Head:P.4.1.3.1.1 (UPHC-MO Full Time Salary)			
Sl. No.	Districts	Physical Target as per ROP 2017-18 (Physical indicator is No. of MO-81)	District Total Allotment 2017-18 (in Rs.)
a	b	f	(g+h)
1	Araria	0	0
2	Arwal	0	0
3	Aurangabad	0	0
4	Banka	0	0
5	Begusarai	4	1864800
6	Bhagalpur	8	3729600
7	Bhojpur	4	1864800
8	Buxar	0	0
9	Darbhanga	6	2797200
10	East Champaran	0	0
11	Gaya	8	3729600
12	Gopalganj	0	0
13	Jamui	0	0
14	Jehanabad	0	0
15	Kaimur	0	0
16	Kathar	1	466200
17	Khagaria	0	0
18	Kishanganj	0	0
19	Lakhisarai	0	0
20	Madhepura	0	0
21	Madhubani	0	0
22	Munger	5	2331000
23	Muzaffarpur	4	1864800
24	Nalanda	4	1864800
25	Nawada	0	0
26	Patna	24	11188800
27	Purnia	6	2797200
28	Rohtas	3	1398600
29	Saharsa	2	932400
30	Samastipur	0	0
31	Saran	2	932400
32	Sheikhpura	0	0
33	Sheohar	0	0
34	Sitamarhi	0	0
35	Siwan	0	0
36	Supaul	0	0
37	Vaishali	0	0
38	West Champaran	0	0
39	RPMU Bhagalpur	0	0
40	RPMU Darbhanga	0	0
41	RPMU Kosi	0	0
42	RPMU Magadh	0	0
43	RPMU Munger	0	0
44	RPMU Patna	0	0
45	RPMU Purnia	0	0
46	RPMU Saran	0	0
47	RPMU Tirhut	0	0
48	ANMMCH, Gaya	0	0
49	DMCH, Darbhanga	0	0
50	JLNMCH, Bhagalpur	0	0
51	NMCH, Patna	0	0
52	PMCH, Patna	0	0
53	SKMCH, Muzaffarpur	0	0
54	IGIMS	0	0
55	SIHFW	0	0
<b>Total</b>		<b>81</b>	<b>37762200</b>
<b>State Level Fund Retention</b>		<b>0</b>	<b>0</b>
<b>Grand Total</b>		<b>81</b>	<b>37762200</b>

SFM-NUHM

SPM-NUHM

ED-SHSB



Annexure-1			
ROP/FMR Budget code No.(as per ROP 2017-18):Part- : II (National Urban Health Mission)			
ROP/FMR Budget Head:P.4.1.3.1.2 (UPHC-MO Part Time Salary)			
Sl. No.	Districts	Physical Target as per ROP 2017-18 (Physical indicator is No. of MO-81)	District Total Allotment 2017-18 (in Rs.)
a	b	f	(g+h)
1	Araria	0	0
2	Arwal	0	0
3	Aurangabad	0	0
4	Banka	0	0
5	Begusarai	4	1058400
6	Bhagalpur	8	2116800
7	Bhojpur	4	1058400
8	Buxar	0	0
9	Darbhanga	6	1587600
10	East Champaran	0	0
11	Gaya	8	2116800
12	Gopalganj	0	0
13	Jamui	0	0
14	Jehanabad	0	0
15	Kaimur	0	0
16	Katihar	1	264600
17	Khagaria	0	0
18	Kishanganj	0	0
19	Lakhisarai	0	0
20	Madhepura	0	0
21	Madhubani	0	0
22	Munger	5	1323000
23	Muzaffarpur	4	1058400
24	Nalanda	4	1058400
25	Nawada	0	0
26	Patna	24	6350400
27	Purnia	6	1587600
28	Rohtas	3	793800
29	Saharsa	2	529200
30	Samastipur	0	0
31	Saran	2	529200
32	Sheikhpura	0	0
33	Sheohar	0	0
34	Sitamarhi	0	0
35	Siwan	0	0
36	Supaul	0	0
37	Vaishali	0	0
38	West Champaran	0	0
39	RPMU Bhagalpur	0	0
40	RPMU Darbhanga	0	0
41	RPMU Kosi	0	0
42	RPMU Magadh	0	0
43	RPMU Munger	0	0
44	RPMU Patna	0	0
45	RPMU Purnia	0	0
46	RPMU Saran	0	0
47	RPMU Tirhut	0	0
48	ANMMCH, Gaya	0	0
49	DMCH, Darbhanga	0	0
50	JLNMCH, Bhagalpur	0	0
51	NMCH, Patna	0	0
52	PMCH, Patna	0	0
53	SKMCH, Muzaffarpur	0	0
54	IGIMS	0	0
55	SIHFW	0	0
<b>Total</b>		<b>81</b>	<b>21432600</b>
<b>State Level Fund Retention</b>		<b>0</b>	<b>0</b>
<b>Grand Total</b>		<b>81</b>	<b>21432600</b>

SFM-NUHM

SPM-NUHM


ED-SHSB  
M/S/113

25

Annexure-1			
ROP/FMR Budget code No.(as per ROP 2017-18);Part- : II (National Urban Health Mission)			
ROP/FMR Budget Head:P.4.1.7.1 (UPHC-Pharmacist Salary)			
Sl. No.	Districts	Physical Target as per ROP 2017-18 (Physical indicator is No. of Pharmacist-81)	District Total Allotment 2017-18 (in Rs.)
a	b	f	(g+h)
1	Araria	0	0
2	Arwal	0	0
3	Aurangabad	0	0
4	Banka	0	0
5	Begusarai	4	288000
6	Bhagalpur	8	576000
7	Bhojpur	4	288000
8	Buxar	0	0
9	Darbhanga	6	432000
10	East Champaran	0	0
11	Gaya	8	576000
12	Gopalganj	0	0
13	Jamui	0	0
14	Jehanabad	0	0
15	Kaimur	0	0
16	Katihar	1	72000
17	Khagaria	0	0
18	Kishanganj	0	0
19	Lakhisarai	0	0
20	Madhepura	0	0
21	Madhubani	0	0
22	Munger	5	360000
23	Muzaffarpur	4	288000
24	Nalanda	4	288000
25	Nawada	0	0
26	Patna	24	1728000
27	Purnia	6	432000
28	Rohtas	3	216000
29	Saharsa	2	144000
30	Samastipur	0	0
31	Saran	2	144000
32	Sheikhpura	0	0
33	Sheohar	0	0
34	Sitamarhi	0	0
35	Siwan	0	0
36	Supaul	0	0
37	Vaishali	0	0
38	West Champaran	0	0
39	RPMU Bhagalpur	0	0
40	RPMU Darbhanga	0	0
41	RPMU Kosi	0	0
42	RPMU Magadh	0	0
43	RPMU Munger	0	0
44	RPMU Patna	0	0
45	RPMU Purnia	0	0
46	RPMU Saran	0	0
47	RPMU Tirhut	0	0
48	ANMMCH, Gaya	0	0
49	DMCH, Darbhanga	0	0
50	JLNMCH, Bhagalpur	0	0
51	NMCH, Patna	0	0
52	PMCH, Patna	0	0
53	SKMCH, Muzaffarpur	0	0
54	IGIMS	0	0
55	SIHFW	0	0
<b>Total</b>		<b>81</b>	<b>5832000</b>
<b>State Level Fund Retention</b>		<b>0</b>	<b>6415200</b>
<b>Grand Total</b>		<b>81</b>	<b>12247200</b>

  
SFM-NUHM

  
SPM-NUHM


  
ED-SHSB  
25/1/17

(24)

Annexure-1			
ROP/FMR Budget code No.(as per ROP 2017-18):Part- : II (National Urban Health Mission)			
ROP/FMR Budget Head:P.A.1.10 (UPHC-DEO-cum-LDC Salary)			
Sl. No.	Districts	Physical Target as per ROP 2017-18 (Physical indicator is No. of DEO-81)	District Total Allotment 2017-18 (in Rs.)
a	b	f	(g+h)
1	Araria	0	0
2	Arwal	0	0
3	Aurangabad	0	0
4	Banka	0	0
5	Begusarai	4	403200
6	Bhagalpur	8	806400
7	Bhojpur	4	403200
8	Buxar	0	0
9	Darbhanga	6	604800
10	East Champaran	0	0
11	Gaya	8	806400
12	Gopalganj	0	0
13	Jamui	0	0
14	Jehanabad	0	0
15	Kaimur	0	0
16	Katihar	1	100800
17	Khagana	0	0
18	Kishanganj	0	0
19	Lakhisarai	0	0
20	Madhepura	0	0
21	Madhubani	0	0
22	Munger	5	504000
23	Muzaffarpur	4	403200
24	Nalanda	4	403200
25	Nawada	0	0
26	Patna	24	2419200
27	Purnia	6	604800
28	Rohtas	3	302400
29	Saharsa	2	201600
30	Samastipur	0	0
31	Saran	2	201600
32	Sheikhpura	0	0
33	Sheohar	0	0
34	Sitamarhi	0	0
35	Siwan	0	0
36	Supaul	0	0
37	Vaishali	0	0
38	West Champaran	0	0
39	RPMU Bhagalpur	0	0
40	RPMU Darbhanga	0	0
41	RPMU Kosi	0	0
42	RPMU Magadh	0	0
43	RPMU Munger	0	0
44	RPMU Patna	0	0
45	RPMU Purnia	0	0
46	RPMU Saran	0	0
47	RPMU Tirhut	0	0
48	ANMMCH, Gaya	0	0
49	DMCH, Darbhanga	0	0
50	JLNMCH, Bhagalpur	0	0
51	NMCH, Patna	0	0
52	PMCH, Patna	0	0
53	SKMCH, Muzaffarpur	0	0
54	IGIMS	0	0
55	SIHFW	0	0
<b>Total</b>		<b>81</b>	<b>8164800</b>
State Level Fund Retention		0	0
<b>Grand Total</b>		<b>81</b>	<b>8164800</b>

  
SFM-NUHM

  
SPM-NUHM

  
ED-SHSB

Annexure-1			
ROP/FMR Budget code No.(as per ROP 2017-18):Part- : II (National Urban Health Mission)			
ROP/FMR Budget Head:P.4.1.11 (UPHC-4th Grade Staff Salary)			
Sl. No.	Districts	Physical Target as per ROP 2017-18 (Physical indicator is No. of 4th Grade)	District Total Allotment 2017-18 (in Rs.)
a	b	f	(g+h)
1	Araria	0	0
2	Arwal	0	0
3	Aurangabad	0	0
4	Banka	0	0
5	Begusarai	4	302400
6	Bhagalpur	8	604800
7	Bhojpur	4	302400
8	Buxar	0	0
9	Darbhanga	6	453600
10	East Champaran	0	0
11	Gaya	8	604800
12	Gopalganj	0	0
13	Jamui	0	0
14	Jehanabad	0	0
15	Kaimur	0	0
16	Katihar	1	75600
17	Khagaria	0	0
18	Kishanganj	0	0
19	Lakhisarai	0	0
20	Madhepura	0	0
21	Madhubani	0	0
22	Munger	5	378000
23	Muzaffarpur	4	302400
24	Nalanda	4	302400
25	Nawada	0	0
26	Patna	24	1814400
27	Purnia	6	453600
28	Rohtas	3	226800
29	Saharsa	2	151200
30	Samastipur	0	0
31	Saran	2	151200
32	Sheikhpura	0	0
33	Sheohar	0	0
34	Sitamarhi	0	0
35	Siwan	0	0
36	Supaul	0	0
37	Vaishali	0	0
38	West Champaran	0	0
39	RPMU Bhagalpur	0	0
40	RPMU Darbhanga	0	0
41	RPMU Kosi	0	0
42	RPMU Magadh	0	0
43	RPMU Munger	0	0
44	RPMU Patna	0	0
45	RPMU Purnia	0	0
46	RPMU Saran	0	0
47	RPMU Tirhut	0	0
48	ANMMCH, Gaya	0	0
49	DMCH, Darbhanga	0	0
50	JLNMCH, Bhagalpur	0	0
51	NMCH, Patna	0	0
52	PMCH, Patna	0	0
53	SKMCH, Muzaffarpur	0	0
54	IGIMS	0	0
55	SIHFW	0	0
<b>Total</b>		<b>81</b>	<b>6123600</b>
<b>State Level Fund Retention</b>		<b>0</b>	<b>1587600</b>
<b>Grand Total</b>		<b>81</b>	<b>7711200</b>

SFM-NUHM

SPM-NUHM

ED-SHSE

(2)

Annexure-1			
ROPI/FMR Budget code No.(as per ROP 2017-18):Part- : II (National Urban Health Mission)			
ROPI/FMR Budget Head:P.4.2.2.1(Renovation/Upgradation of UFWCs)			
Sl. No.	Districts	Physical Target as per ROP 2017-18 (Physical indicator is No.of Govt. Building)	District Total Allotment 2017-18 (in Rs.)
a	b	f	(g+h)
1	Araria	0	0
2	Arwal	0	0
3	Aurangabad	0	0
4	Banka	0	0
5	Begusarai	0	0
6	Bhagalpur	2	2000000
7	Bhojpur	1	1000000
8	Buxar	0	0
9	Darbhanga	2	2000000
10	East Champaran	0	0
11	Gaya	1	1000000
12	Gopalganj	0	0
13	Jamui	0	0
14	Jehanabad	0	0
15	Kaimur	0	0
16	Katihar	0	0
17	Khagaria	0	0
18	Kishanganj	0	0
19	Lakhisarai	0	0
20	Madhepura	0	0
21	Madhubani	0	0
22	Munger	1	1000000
23	Muzaffarpur	0	0
24	Nalanda	0	0
25	Nawada	0	0
26	Patna	6	6000000
27	Purnia	0	0
28	Rohtas	2	2000000
29	Saharsa	0	0
30	Samastipur	0	0
31	Saran	0	0
32	Sheikhpura	0	0
33	Sheohar	0	0
34	Sitamarhi	0	0
35	Siwan	0	0
36	Supaul	0	0
37	Vaishali	0	0
38	West Champaran	0	0
39	RPMU Bhagalpur	0	0
40	RPMU Darbhanga	0	0
41	RPMU Kosi	0	0
42	RPMU Magadh	0	0
43	RPMU Munger	0	0
44	RPMU Patna	0	0
45	RPMU Purnia	0	0
46	RPMU Saran	0	0
47	RPMU Tirhut	0	0
48	ANMMCH, Gaya	0	0
49	DMCH, Darbhanga	0	0
50	JLNMCH, Bhagalpur	0	0
51	NMCH, Patna	0	0
52	PMCH, Patna	0	0
53	SKMCH, Muzaffarpur	0	0
54	IGIMS	0	0
55	SIHFW	0	0
<b>Total</b>		<b>15</b>	<b>15000000</b>
<b>State Level Fund Retention</b>		<b>0</b>	<b>6000000</b>
<b>Grand Total</b>		<b>15</b>	<b>21000000</b>

SFM-NUHM

SPM-NUHM

ED-SH88

21

Annexure-1			
ROP/FMR Budget code No.(as per ROP 2017-18):Part- : II (National Urban Health Mission)			
ROP/FMR Budget Head:P.4.2.3.1(Rent for UPHC)			
Sl. No.	Districts	Physical Target as per ROP 2017-18 (Physical indicator is No. of Rented UPHCs)	District Total Allotment 2017-18 (in Rs.)
a	b	f	(g+h)
1	Araria	0	0
2	Arwal	0	0
3	Aurangabad	1	120000
4	Banka	0	0
5	Begusarai	4	960000
6	Bhagalpur	6	1440000
7	Bhojpur	3	840000
8	Buxar	1	120000
9	Darbhanga	4	1200000
10	East Champaran	2	240000
11	Gaya	7	1680000
12	Gopalganj	0	0
13	Jamui	0	0
14	Jehanabad	2	240000
15	Kaimur	0	0
16	Katihar	1	240000
17	Khagaria	0	0
18	Kishanganj	0	0
19	Lakhisarai	0	0
20	Madhepura	0	0
21	Madhubani	0	0
22	Munger	4	960000
23	Muzaffarpur	4	960000
24	Nalanda	4	960000
25	Nawada	2	240000
26	Patna	18	5246529
27	Purnia	6	1560000
28	Rohlas	3	573471
29	Saharsa	2	480000
30	Samastipur	0	0
31	Saran	2	480000
32	Sheikhpura	0	0
33	Sheohar	0	0
34	Sitamarhi	0	0
35	Siwan	2	240000
36	Supaul	0	0
37	Vaishali	2	240000
38	West Champaran	4	480000
39	RPMU Bhagalpur	0	0
40	RPMU Darbhanga	0	0
41	RPMU Kosi	0	0
42	RPMU Magadh	0	0
43	RPMU Munger	0	0
44	RPMU Patna	0	0
45	RPMU Purnia	0	0
46	RPMU Saran	0	0
47	RPMU Tirhut	0	0
48	ANMMCH, Gaya	0	0
49	DMCH, Darbhanga	0	0
50	JLNMCH, Bhagalpur	0	0
51	NMCH, Patna	0	0
52	PMCH, Patna	0	0
53	SKMCH, Muzaffarpur	0	0
54	IGIMS	0	0
55	SIHFW	0	0
<b>Total</b>		<b>84</b>	<b>19500000</b>
<b>State Level Fund Retention</b>		<b>0</b>	<b>0</b>
<b>Grand Total</b>		<b>84</b>	<b>19500000</b>

SFM-NUHM

SPM-NUHM

ED-SHSB

(20)

Annexure-1			
ROP/FMR Budget code No.(as per ROP 2017-18):Part- : II (National Urban Health Mission)			
ROP/FMR Budget Head:P.4.2.3.2(Operational Expenses UPHC)			
Sl. No.	Districts	Physical Target as per ROP 2017-18 (Physical indicator is No.of UPHCs)	District Total Allotment 2017-18 (in Rs.)
a	b	f	(g+h)
1	Araria	0	0
2	Arwal	0	0
3	Aurangabad	1	260000
4	Banka	0	0
5	Begusarai	4	680000
6	Bhagalpur	8	960000
7	Bhojpur	4	480000
8	Buxar	1	260000
9	Darbhanga	6	720000
10	East Champaran	2	520000
11	Gaya	8	960000
12	Gopalganj	0	0
13	Jamui	0	0
14	Jehanabad	2	520000
15	Kaimur	0	0
16	Katihar	1	120000
17	Khagaria	0	0
18	Kishanganj	0	0
19	Lakhisarai	0	0
20	Madhepura	0	0
21	Madhubani	0	0
22	Munger	5	600000
23	Muzaffarpur	4	480000
24	Nalanda	4	480000
25	Nawada	2	520000
26	Patna	24	3480000
27	Purnia	6	920000
28	Rohtas	5	880000
29	Saharsa	2	440000
30	Samastipur	0	0
31	Saran	2	240000
32	Sheikhpura	0	0
33	Sheohar	0	0
34	Sitamarhi	0	0
35	Siwan	2	520000
36	Supaul	0	0
37	Vaishali	2	520000
38	West Champaran	4	1040000
39	RPMU Bhagalpur	0	0
40	RPMU Darbhanga	0	0
41	RPMU Kosi	0	0
42	RPMU Magadh	0	0
43	RPMU Munger	0	0
44	RPMU Patna	0	0
45	RPMU Purnia	0	0
46	RPMU Saran	0	0
47	RPMU Tirhut	0	0
48	ANMMCH, Gaya	0	0
49	DMCH, Darbhanga	0	0
50	JLNMCH, Bhagalpur	0	0
51	NMCH, Patna	0	0
52	PMCH, Patna	0	0
53	SKMCH, Muzaffarpur	0	0
54	IGIMS	0	0
55	SIHFW	0	0
<b>Total</b>		<b>99</b>	<b>15600000</b>
<b>State Level Fund Retention</b>		<b>0</b>	<b>0</b>
<b>Grand Total</b>		<b>99</b>	<b>15600000</b>

  
SFM-NUHM

  
SPM-NUHM

  
ED-SHSB

11

Annexure-1			
ROP/FMR Budget code No.(as per ROP 2017-18):Part- II (National Urban Health Mission)			
ROP/FMR Budget Head:P.4.3.1.a (UPHC Untide Grant Govt. Building )			
Sl. No.	Districts	Physical Target as per ROP 2017-18 (Physical indicator is no.)	District Total Allotment 2017-18 (in Rs.)
a	b	f	(g+h)
1	Arana	0	0
2	Anwal	0	0
3	Aurangabad		0
4	Banka		0
5	Begusarai		0
6	Bhagalpur	2	300000
7	Bhojpur	1	150000
8	Buxar		0
9	Darbhanga	2	300000
10	East Champaran		0
11	Gaya	1	150000
12	Gopalganj		0
13	Jamui		0
14	Jehanabad		0
15	Kaimur		0
16	Katihar		0
17	Khagaria		0
18	Kishanganj		0
19	Lakhisarai		0
20	Madhepura		0
21	Madhubani		0
22	Munger	1	150000
23	Muzaffarpur		0
24	Nalanda		0
25	Nawada		0
26	Patna	6	900000
27	Purnia		0
28	Rohtas	2	300000
29	Saharsa		0
30	Samastipur		0
31	Saran		0
32	Sheikhpura		0
33	Sheohar		0
34	Sitamarhi		0
35	Siwan		0
36	Supaul		0
37	Vaishali		0
38	West Champaran		0
39	RPMU Bhagalpur		0
40	RPMU Darbhanga		0
41	RPMU Kosi		0
42	RPMU Magadh		0
43	RPMU Munger		0
44	RPMU Patna		0
45	RPMU Purnia		0
46	RPMU Saran		0
47	RPMU Tirhut		0
48	ANMMCH, Gaya		0
49	DMCH, Darbhanga		0
50	JLNMCH, Bhagalpur		0
51	NMCH, Patna		0
52	PMCH, Patna		0
53	SKMCH, Muzaffarpur		0
54	IGIMS		0
55	SIHFW		0
<b>Total</b>		<b>15</b>	<b>2250000</b>
<b>State Level Fund Retention</b>		<b>0</b>	<b>0</b>
<b>Grand Total</b>		<b>15</b>	<b>2250000</b>


  
SFM-NUHM

  
SPM-NUHM


  
ED-SHSB



Annexure-1			
ROP/FMR Budget code No.(as per ROP 2017-18):Part. : II (National Urban Health Mission)			
ROP/FMR Budget Head:P.4.3.1.b (UPHC Untied Grant Rented Building )			
Sl. No.	Districts	Physical Target as per ROP 2017-18 (Physical indicator is no.)	District Total Allotment 2017-18 (in Rs.)
a	b	f	(g+h)
1	Araria	0	0
2	Arwal	0	0
3	Aurangabad	1	100000
4	Banka		0
5	Begusarai	4	400000
6	Bhagalpur	6	600000
7	Bhojpur	3	300000
8	Buxar	1	100000
9	Darbhanga	4	400000
10	East Champaran	2	200000
11	Gaya	7	700000
12	Gopalganj		0
13	Jamui		0
14	Jehanabad	2	200000
15	Kaimur		0
16	Katihar	1	100000
17	Khagaria		0
18	Kishanganj		0
19	Lakhisarai		0
20	Madhepura		0
21	Madhubani		0
22	Munger	4	400000
23	Muzaffarpur	4	400000
24	Nalanda	4	400000
25	Nawada	2	200000
26	Patna	18	1800000
27	Purnia	6	600000
28	Rohtas	3	300000
29	Saharsa	2	200000
30	Samastipur		0
31	Saran	2	200000
32	Sheikhpura		0
33	Sheohar		0
34	Sitamarhi		0
35	Siwan	2	200000
36	Supaul		0
37	Vaishali	2	200000
38	West Champaran	4	400000
39	RPMU Bhagalpur		0
40	RPMU Darbhanga		0
41	RPMU Kosi		0
42	RPMU Magadh		0
43	RPMU Munger		0
44	RPMU Patna		0
45	RPMU Purnia		0
46	RPMU Saran		0
47	RPMU Tirhut		0
48	ANMMCH, Gaya		0
49	DMCH, Darbhanga		0
50	JLNMCH, Bhagalpur		0
51	NMCH, Patna		0
52	PMCH, Patna		0
53	SKMCH, Muzaffarpur		0
54	IGIMS		0
55	SIHFW		0
<b>Total</b>		<b>84</b>	<b>8400000</b>
<b>State Level Fund Retention</b>		<b>0</b>	<b>0</b>
<b>Grand Total</b>		<b>84</b>	<b>8400000</b>

  
SFM-NUHM


  
SPM-NUHM

  
ED-SHSB  
24/5/17

(17)

Annexure-1			
ROP/FMR Budget code No.(as per ROP 2017-18):Part- : II (National Urban Health Mission)			
ROP/FMR Budget Head:P.4.4.1.1 (Drugs for UPHCs )			
Sl. No.	Districts	Physical Target as per ROP 2017-18 (Physical indicator is no.)	District Total Allotment 2017-18 (in Rs.)
a	b	f	(g+h)
1	Araria	0	0
2	Arwal	0	0
3	Aurangabad	1	38000
4	Banka		0
5	Begusarai	4	1200000
6	Bhagalpur	8	2400000
7	Bhojpur	4	1200000
8	Buxar	1	38000
9	Darbhanga	6	1800000
10	East Champaran	2	76000
11	Gaya	8	2400000
12	Gopalganj		0
13	Jamui		0
14	Jehanabad	2	76000
15	Kaimur		0
16	Katihar	1	300000
17	Khagaria		0
18	Kishanganj		0
19	Lakhisarai		0
20	Madhepura		0
21	Madhubani		0
22	Munger	5	1500000
23	Muzaffarpur	4	1200000
24	Nalanda	4	1200000
25	Nawada	2	76000
26	Patna	24	7200000
27	Purnia	6	1800000
28	Rohtas	5	976000
29	Saharsa	2	600000
30	Samastipur		0
31	Saran	2	600000
32	Sheikhpura		0
33	Sheohar		0
34	Sitamarhi		0
35	Siwan	2	76000
36	Supaul		0
37	Vaishali	2	76000
38	West Champaran	4	152000
39	RPMU Bhagalpur		0
40	RPMU Darbhanga		0
41	RPMU Kosi		0
42	RPMU Magadh		0
43	RPMU Munger		0
44	RPMU Patna		0
45	RPMU Purnia		0
46	RPMU Saran		0
47	RPMU Tirhut		0
48	ANMMCH, Gaya		0
49	DMCH, Darbhanga		0
50	JLNMCH, Bhagalpur		0
51	NMCH, Patna		0
52	PMCH, Patna		0
53	SKMCH, Muzaffarpur		0
54	IGIMS		0
55	SIHFW		0
<b>Total</b>		<b>99</b>	<b>24984000</b>
<b>State Level Fund Retention</b>		<b>0</b>	<b>16000</b>
<b>Grand Total</b>		<b>99</b>	<b>25000000</b>

  
SFM-NUHM


  
SPM-NUHM

  
ED-SHSB  
24/5/17

Annexure-1			
ROP/FMR Budget code No.(as per ROP 2017-18):Part- : II (National Urban Health Mission)			
ROP/FMR Budget Head:P.4.4.2.1 (Equipments for UPHCs )			
Sl. No.	Districts	Physical Target as per ROP 2017-18 (Physical indicator is no. )	District Total Allotment 2017-18 (in Rs.)
a	b	f	(g+h)
1	Araria	0	0
2	Anwal	0	0
3	Aurangabad	1	50000
4	Banka	0	0
5	Begusarai	0	0
6	Bhagalpur	0	0
7	Bhojpur	0	0
8	Buxar	1	50000
9	Darbhanga	0	0
10	East Champaran	2	100000
11	Gaya	0	0
12	Gopalganj	0	0
13	Jamui	0	0
14	Jehanabad	2	100000
15	Kaimur	0	0
16	Katihar	0	0
17	Khagaria	0	0
18	Kishanganj	0	0
19	Lakhisarai	0	0
20	Madhepura	0	0
21	Madhubani	0	0
22	Munger	0	0
23	Muzaffarpur	0	0
24	Nalanda	0	0
25	Nawada	2	100000
26	Patna	0	0
27	Purnia	0	0
28	Rohtas	2	100000
29	Saharsa	0	0
30	Samastipur	0	0
31	Saran	0	0
32	Sheikhpura	0	0
33	Sheohar	0	0
34	Sitamarhi	0	0
35	Siwan	2	100000
36	Supaul	0	0
37	Vaishali	2	100000
38	West Champaran	4	200000
39	RPMU Bhagalpur	0	0
40	RPMU Darbhanga	0	0
41	RPMU Kosi	0	0
42	RPMU Magadh	0	0
43	RPMU Munger	0	0
44	RPMU Patna	0	0
45	RPMU Purnia	0	0
46	RPMU Saran	0	0
47	RPMU Tirhut	0	0
48	ANMMCH, Gaya	0	0
49	DMCH, Darbhanga	0	0
50	JLNMCH, Bhagalpur	0	0
51	NMCH, Patna	0	0
52	PMCH, Patna	0	0
53	SKMCH, Muzaffarpur	0	0
54	IGIMS	0	0
55	SIHFW	0	0
<b>Total</b>		<b>18</b>	<b>900000</b>
<b>State Level Fund Retention</b>		<b>0</b>	<b>0</b>
<b>Grand Total</b>		<b>18</b>	<b>900000</b>

  
SFM-NUHM

  
SPM-NUHM

  
ED-SHSB  
MS/17

Annexure-1			
ROP/FMR Budget code No.(as per ROP 2017-18):Part- II (National Urban Health Mission)			
ROP/FMR Budget Head:P.4.5.1 (UHNDs)			
Sl. No.	Districts	Physical Target as per ROP 2017-18 (Physical indicator is no.)	District Total Allotment 2017-18 (in Rs.)
a	b	f	(g+h)
1	Araria	0	0
2	Arwal	0	0
3	Aurangabad	0	0
4	Banka		0
5	Begusarai	4	146173
6	Bhagalpur	8	292346
7	Bhojpur	4	146173
8	Buxar	0	0
9	Darbhanga	6	219259
10	East Champaran	0	0
11	Gaya	8	292346
12	Gopalganj		0
13	Jamui		0
14	Jehanabad	0	0
15	Kaimur		0
16	Katihar	1	36543
17	Khagaria		0
18	Kishanganj		0
19	Lakhisarai		0
20	Madhepura		0
21	Madhubani		0
22	Munger	5	182716
23	Muzaffarpur	4	146173
24	Nalanda	4	146173
25	Nawada	0	0
26	Patna	24	877037
27	Purnia	6	219259
28	Rohtas	3	109630
29	Saharsa	2	73086
30	Samastipur		0
31	Saran	2	73086
32	Sheikhpura		0
33	Sheohar		0
34	Sitamarhi		0
35	Siwan	0	0
36	Supaul		0
37	Vaishali	0	0
38	West Champaran	0	0
39	RPMU Bhagalpur		0
40	RPMU Darbhanga		0
41	RPMU Kosi		0
42	RPMU Magadh		0
43	RPMU Munger		0
44	RPMU Patna		0
45	RPMU Purnia		0
46	RPMU Saran		0
47	RPMU Tirhut		0
48	ANMMCH, Gaya		0
49	DMCH, Darbhanga		0
50	JLNMCH, Bhagalpur		0
51	NMCH, Patna		0
52	PMCH, Patna		0
53	SKMCH, Muzaffarpur		0
54	IGIMS		0
55	SIHFW		0
<b>Total</b>		<b>81</b>	<b>2959999</b>
<b>State Level Fund Retention</b>		<b>0</b>	<b>1</b>
<b>Grand Total</b>		<b>81</b>	<b>2960000</b>

SFM-NUHM


SPM-NUHM

ED-SHSB

(14)

Annexure-1			
ROP/FMR Budget code No.(as per ROP 2017-18):Part- : II (National Urban Health Mission)			
ROP/FMR Budget Head:P.4.5.2 (Special Out reach Camp)			
Sl. No.	Districts	Physical Target as per ROP 2017-18 (Physical indicator is no.)	District Total Allotment 2017-18 (in Rs.)
a	b	f	(g+h)
1	Araria	0	0
2	Anwal	0	0
3	Aurangabad	6	60000
4	Banka	0	0
5	Begusarai	36	360000
6	Bhagalpur	72	720000
7	Bhojpur	36	360000
8	Buxar	6	60000
9	Darbhanga	54	540000
10	East Champaran	12	120000
11	Gaya	72	720000
12	Gopalganj	0	0
13	Jamui	0	0
14	Jehanabad	12	120000
15	Kaimur	0	0
16	Katihar	9	90000
17	Khagaria	0	0
18	Kishanganj	0	0
19	Lakhisarai	0	0
20	Madhepura	0	0
21	Madhubani	0	0
22	Munger	45	450000
23	Muzaffarpur	36	360000
24	Nalanda	36	360000
25	Nawada	12	120000
26	Patna	216	2160000
27	Purnia	54	540000
28	Rohtas	39	390000
29	Saharsa	18	180000
30	Samastipur	0	0
31	Saran	18	180000
32	Sheikhpura	0	0
33	Sheohar	0	0
34	Sitamarhi	0	0
35	Siwan	12	120000
36	Supaul	0	0
37	Vaishali	12	120000
38	West Champaran	24	240000
39	RPMU Bhagalpur	0	0
40	RPMU Darbhanga	0	0
41	RPMU Kosi	0	0
42	RPMU Magadh	0	0
43	RPMU Munger	0	0
44	RPMU Patna	0	0
45	RPMU Purnia	0	0
46	RPMU Saran	0	0
47	RPMU Tirhut	0	0
48	ANMMCH, Gaya	0	0
49	DMCH, Darbhanga	0	0
50	JLNMCH, Bhagalpur	0	0
51	NMCH, Patna	0	0
52	PMCH, Patna	0	0
53	SKMCH, Muzaffarpur	0	0
54	IGIMS	0	0
55	SIHFW	0	0
<b>Total</b>		<b>837</b>	<b>8370000</b>
<b>State Level Fund Retention</b>		<b>0</b>	<b>140000</b>
<b>Grand Total</b>		<b>837</b>	<b>8510000</b>

  
SFM-NUHM

  
SPM-NUHM

  
ED-SHSB

Annexure-1			
ROP/FMR Budget code No.(as per ROP 2017-18):Part- : II (National Urban Health Mission)			
ROP/FMR Budget Head:P.4.5.4 (Mobile Medical Unit)			
Sl. No.	Districts	Physical Target as per ROP 2017-18 (Physical indicator is no.)	District Total Allotment 2017-18 (in Rs.)
a	b	f	(g+h)
1	Araria	0	0
2	Arwal	0	0
3	Aurangabad	0	0
4	Banka	0	0
5	Begusarai	0	0
6	Bhagalpur	0	0
7	Bhojpur	0	0
8	Buxar	0	0
9	Darbhanga	0	0
10	East Champaran	0	0
11	Gaya	0	0
12	Gopalganj	0	0
13	Jamui	0	0
14	Jehanabad	0	0
15	Kaimur	0	0
16	Katihar	0	0
17	Khagaria	0	0
18	Kishanganj	0	0
19	Lakhisarai	0	0
20	Madhepura	0	0
21	Madhubani	0	0
22	Munger	0	0
23	Muzaffarpur	0	0
24	Nalanda	0	0
25	Nawada	0	0
26	Patna	0	0
27	Purnia	0	0
28	Rohtas	0	0
29	Saharsa	0	0
30	Samastipur	0	0
31	Saran	0	0
32	Sheikhpura	0	0
33	Sheohar	0	0
34	Sitamarhi	0	0
35	Siwan	0	0
36	Supaul	0	0
37	Vaishali	0	0
38	West Champaran	0	0
39	RPMU Bhagalpur	0	0
40	RPMU Darbhanga	0	0
41	RPMU Kosi	0	0
42	RPMU Magadh	0	0
43	RPMU Munger	0	0
44	RPMU Patna	0	0
45	RPMU Purnia	0	0
46	RPMU Saran	0	0
47	RPMU Tirhut	0	0
48	ANMMCH, Gaya	0	0
49	DMCH, Darbhanga	0	0
50	JLNMCH, Bhagalpur	0	0
51	NMCH, Patna	0	0
52	PMCH, Patna	0	0
53	SKMCH, Muzaffarpur	0	0
54	IGIMS	0	0
55	SIHFW	0	0
<b>Total</b>		<b>0</b>	<b>0</b>
<b>State Level Fund Retention</b>		<b>0</b>	<b>4000000</b>
<b>Grand Total</b>		<b>0</b>	<b>4000000</b>

SFM-NUHM

SPM-NUHM

ED-SH88


2/5/17

(12)

Annexure-1			
ROP/FMR Budget code No.(as per ROP 2017-18):Part- : II (National Urban Health Mission)			
ROP/FMR Budget Head:P.5.1 (QA Committee at City Level- Meeting, Workshop, Mobility etc)			
Sl. No.	Districts	Physical Target as per ROP 2017-18 (Physical indicator is no.)	District Total Allotment 2017-18 (in Rs.)
a	b	f	(g+h)
1	Araria	0	0
2	Arwal	0	0
3	Aurangabad	0	0
4	Banka	0	0
5	Begusarai	0	0
6	Bhagalpur	0	0
7	Bhojpur	0	0
8	Buxar	0	0
9	Darbhanga	0	0
10	East Champaran	0	0
11	Gaya	0	0
12	Gopalganj	0	0
13	Jamui	0	0
14	Jehanabad	0	0
15	Kaimur	0	0
16	Katihar	0	0
17	Khagaria	0	0
18	Kishanganj	0	0
19	Lakhisarai	0	0
20	Madhepura	0	0
21	Madhubani	0	0
22	Munger	0	0
23	Muzaffarpur	0	0
24	Nalanda	0	0
25	Nawada	0	0
26	Patna	0	0
27	Purnia	0	0
28	Rohtas	0	0
29	Saharsa	0	0
30	Samastipur	0	0
31	Saran	0	0
32	Sheikhpura	0	0
33	Sheohar	0	0
34	Sitamarhi	0	0
35	Siwan	0	0
36	Supaul	0	0
37	Vaishali	0	0
38	West Champaran	0	0
39	RPMU Bhagalpur	8	72000
40	RPMU Darbhanga	6	54000
41	RPMU Kosi	2	18000
42	RPMU Magadh	13	117000
43	RPMU Munger	9	81000
44	RPMU Patna	38	342000
45	RPMU Purnia	7	63000
46	RPMU Saran	4	36000
47	RPMU Tirhut	12	108000
48	ANMMCH, Gaya	0	0
49	DMCH, Darbhanga	0	0
50	JLNMCH, Bhagalpur	0	0
51	NMCH, Patna	0	0
52	PMCH, Patna	0	0
53	SKMCH, Muzaffarpur	0	0
54	IGIMS	0	0
55	SIHFW	0	0
<b>Total</b>		<b>99</b>	<b>891000</b>
<b>State Level Fund Retention</b>		<b>0</b>	<b>386000</b>
<b>Grand Total</b>		<b>99</b>	<b>1277000</b>

  
SFM-NUHM

  
SPM-NUHM


  
ED-SHSB  
2/5/17

Annexure-1			
ROP/FMR Budget code No.(as per ROP 2017-18):Part- : II (National Urban Health Mission)			
ROP/FMR Budget Head:P.5.2 (Review Meeting)			
Sl. No.	Districts	Physical Target as per ROP 2017-18 (Physical indicator is no.)	District Total Allotment 2017-18 (in Rs.)
a	b	f	(g+h)
1	Araria	0	0
2	Arwal	0	0
3	Aurangabad	1	1636
4	Banka	0	0
5	Begusarai	4	6544
6	Bhagalpur	8	13088
7	Bhojpur	4	6544
8	Buxar	1	1636
9	Darbhanga	6	9816
10	East Champaran	2	3272
11	Gaya	8	13088
12	Gopalganj	0	0
13	Jamui	0	0
14	Jehanabad	2	3272
15	Kaimur	0	0
16	Katihar	1	1636
17	Khagana	0	0
18	Kishanganj	0	0
19	Lakhisarai	0	0
20	Madhepura	0	0
21	Madhubani	0	0
22	Munger	5	8180
23	Muzaffarpur	4	6544
24	Nalanda	4	6544
25	Nawada	2	3272
26	Patna	24	39264
27	Purnia	6	9816
28	Rohtas	5	8180
29	Saharsa	2	3272
30	Samastipur	0	0
31	Saran	2	3272
32	Sheikhpura	0	0
33	Sheohar	0	0
34	Sitamarhi	0	0
35	Siwan	2	3272
36	Supaul	0	0
37	Vaishali	2	3272
38	West Champaran	4	6544
39	RPMU Bhagalpur	0	0
40	RPMU Darbhanga	0	0
41	RPMU Kosi	0	0
42	RPMU Magadh	0	0
43	RPMU Munger	0	0
44	RPMU Patna	0	0
45	RPMU Purnia	0	0
46	RPMU Saran	0	0
47	RPMU Tirhut	0	0
48	ANMMCH, Gaya	0	0
49	DMCH, Darbhanga	0	0
50	JLNMCH, Bhagalpur	0	0
51	NMCH, Patna	0	0
52	PMCH, Patna	0	0
53	SKMCH, Muzaffarpur	0	0
54	IGIMS	0	0
55	SIHFW	0	0
<b>Total</b>		<b>99</b>	<b>161964</b>
State Level Fund Retention		0	36
<b>Grand Total</b>		<b>99</b>	<b>162000</b>



SFM-NUHM

  
SPM-NUHM

  
ED-SHSR  
ms/11/17

(10)




Annexure-1			
ROP/FMR Budget code No.(as per ROP 2017-18);Part- II (National Urban Health Mission)			
ROP/FMR Budget Head:P.6.1.1 (Selection and Training of ASHA)			
Sl. No.	Districts	Physical Target as per ROP 2017-18 (Physical indicator is no.)	District Total Allotment 2017-18 (in Rs.)
a	b	f	(g+h)
1	Araria	0	0
2	Arwal	0	0
3	Aurangabad	0	0
4	Banka	0	0
5	Begusarai	0	0
6	Bhagalpur	0	0
7	Bhojpur	0	0
8	Buxar	0	0
9	Darbhanga	0	0
10	East Champaran	0	0
11	Gaya	0	0
12	Gopalganj	0	0
13	Jamui	0	0
14	Jehanabad	0	0
15	Kaimur	0	0
16	Katihar	0	0
17	Khagana	0	0
18	Kishanganj	0	0
19	Lakhisarai	0	0
20	Madhepura	0	0
21	Madhubani	0	0
22	Munger	0	0
23	Muzaffarpur	0	0
24	Nalanda	0	0
25	Nawada	0	0
26	Patna	0	0
27	Purnia	0	0
28	Rohtas	0	0
29	Saharsa	0	0
30	Samastipur	0	0
31	Saran	0	0
32	Sheikhpura	0	0
33	Sheohar	0	0
34	Sitamarhi	0	0
35	Siwan	0	0
36	Supaul	0	0
37	Vaishali	0	0
38	West Champaran	0	0
39	RPMU Bhagalpur	52	260000
40	RPMU Darbhanga	32	160000
41	RPMU Kosi	28	140000
42	RPMU Magadh	65	325000
43	RPMU Munger	32	160000
44	RPMU Patna	136	680000
45	RPMU Purnia	73	365000
46	RPMU Saran	30	150000
47	RPMU Tirhut	115	570000
48	ANMMCH, Gaya	0	0
49	DMCH, Darbhanga	0	0
50	JLNMCH, Bhagalpur	0	0
51	NMCH, Patna	0	0
52	PMCH, Patna	0	0
53	SKMCH, Muzaffarpur	0	0
54	IGIMS	0	0
55	SIHFW	0	0
<b>Total</b>		<b>562</b>	<b>2810000</b>
State Level Fund Retention		0	0
<b>Grand Total</b>		<b>562</b>	<b>2810000</b>

  
SFM-NUHM

  
SPM-NUHM




  
ED-SHSB

Annexure-1			
ROP/FMR Budget code No.(as per ROP 2017-18):Part- : II (National Urban Health Mission)			
ROP/FMR Budget Head:P.6.1.2.1 (Incentive of ASHA)			
Sl. No.	Districts	Physical Target as per ROP 2017-18 (Physical indicator is No of ASHA)	District Total Allotment 2017-18 (in Rs.)
a	b	f	(g+h)
1	Araria	0	0
2	Arwal	0	0
3	Aurangabad	10	30000
4	Banka	0	0
5	Begusarai	14	168000
6	Bhagalpur	52	624000
7	Bhojpur	11	132000
8	Buxar	10	30000
9	Darbhanga	32	384000
10	East Champaran	19	57000
11	Gaya	17	204000
12	Gopalganj	0	0
13	Jamui	0	0
14	Jehanabad	19	57000
15	Kaimur	0	0
16	Katihar	37	444000
17	Khagaria	0	0
18	Kishanganj	0	0
19	Lakhisarai	0	0
20	Madhepura	0	0
21	Madhubani	0	0
22	Munger	18	216000
23	Muzaffarpur	39	468000
24	Nalanda	10	120000
25	Nawada	19	57000
26	Patna	65	780000
27	Purnia	36	432000
28	Rohtas	40	309000
29	Saharsa	28	336000
30	Samastipur	0	0
31	Saran	11	132000
32	Sheikhpura	0	0
33	Sheohar	0	0
34	Sitamarhi	0	0
35	Siwan	19	57000
36	Supaul	0	0
37	Vaishali	19	57000
38	West Champaran	37	111000
39	RPMU Bhagalpur	0	0
40	RPMU Darbhanga	0	0
41	RPMU Kosi	0	0
42	RPMU Magadh	0	0
43	RPMU Munger	0	0
44	RPMU Patna	0	0
45	RPMU Purnia	0	0
46	RPMU Saran	0	0
47	RPMU Tirhut	0	0
48	ANMMCH, Gaya	0	0
49	DMCH, Darbhanga	0	0
50	JLNMCH, Bhagalpur	0	0
51	NMCH, Patna	0	0
52	PMCH, Patna	0	0
53	SKMCH, Muzaffarpur	0	0
54	IGIMS	0	0
55	SIHFW	0	0
<b>Total</b>		<b>562</b>	<b>5205000</b>
State Level Fund Retention		0	0
<b>Grand Total</b>		<b>562</b>	<b>5205000</b>


  
SFM-NUHM


  
SPM-NUHM

  
ED-SHSB  
24/5/17

Annexure-1			
ROP/FMR Budget code No.(as per ROP 2017-18):Part- II (National Urban Health Mission)			
ROP/FMR Budget Head:P.6.1.3 (ASHA Drug Kits)			
Sl. No.	Districts	Physical Target as per ROP 2017-18 (Physical indicator is No. of ASHA)	District Total Allotment 2017-18 (in Rs.)
a	b	f	(g+h)
1	Araria	0	0
2	Arwal	0	0
3	Aurangabad	0	0
4	Banka	0	0
5	Begusarai	14	9016
6	Bhagalpur	52	33488
7	Bhojpur	11	7084
8	Buxar	0	0
9	Darbhanga	32	20608
10	East Champaran	0	0
11	Gaya	17	10948
12	Gopalganj	0	0
13	Jamui	0	0
14	Jehanabad	0	0
15	Kaimur	0	0
16	Katihar	37	23828
17	Khagaria	0	0
18	Kishanganj	0	0
19	Lakhisarai	0	0
20	Madhepura	0	0
21	Madhubani	0	0
22	Munger	18	11592
23	Muzaffarpur	39	25116
24	Nalanda	10	6440
25	Nawada	0	0
26	Patna	65	41860
27	Purnia	36	23184
28	Rohtas	21	13524
29	Saharsa	28	18032
30	Samastipur	0	0
31	Saran	11	7084
32	Sheikhpura	0	0
33	Sheohar	0	0
34	Sitamarhi	0	0
35	Siwan	0	0
36	Supaul	0	0
37	Vaishali	0	0
38	West Champaran	0	0
39	RPMU Bhagalpur	0	0
40	RPMU Darbhanga	0	0
41	RPMU Kosi	0	0
42	RPMU Magadh	0	0
43	RPMU Munger	0	0
44	RPMU Patna	0	0
45	RPMU Purnia	0	0
46	RPMU Saran	0	0
47	RPMU Tirhut	0	0
48	ANMMCH, Gaya	0	0
49	DMCH, Darbhanga	0	0
50	JLNMCH, Bhagalpur	0	0
51	NMCH, Patna	0	0
52	PMCH, Patna	0	0
53	SKMCH, Muzaffarpur	0	0
54	IGIMS	0	0
55	SIHFW	0	0
<b>Total</b>		<b>391</b>	<b>251804</b>
<b>State Level Fund Retention</b>		<b>0</b>	<b>196</b>
<b>Grand Total</b>		<b>391</b>	<b>252000</b>

  
SFM-NUHM


  
AL  
SPM-NUHM

  
ED-SHSP  
2/5/17

Annexure-1			
ROP/FMR Budget code No.(as per ROP 2017-18):Part- : II (National Urban Health Mission)			
ROP/FMR Budget Head:P.6.2.1 ( Untied Grant-MAS)			
Sl. No.	Districts	Physical Target as per ROP 2017-18 (Physical indicator is No.of MAS.)	District Total Allotment 2017-18 (in Rs.)
a	b	f	(g+h)
1	Araria	0	0
2	Arwal	0	0
3	Aurangabad	9	45000
4	Banka	0	0
5	Begusarai	34	170000
6	Bhagalpur	68	340000
7	Bhojpur	34	170000
8	Buxar	9	45000
9	Darbhanga	51	255000
10	East Champaran	17	85000
11	Gaya	68	340000
12	Gopalganj	0	0
13	Jamui	0	0
14	Jehanabad	17	85000
15	Kaimur	0	0
16	Katihar	9	45000
17	Khagaria	0	0
18	Kishanganj	0	0
19	Lakhisarai	0	0
20	Madhepura	0	0
21	Madhubani	0	0
22	Munger	43	215000
23	Muzaffarpur	34	170000
24	Nalanda	34	170000
25	Nawada	17	85000
26	Patna	204	1020000
27	Purnia	51	255000
28	Rohtas	42	210000
29	Saharsa	17	85000
30	Samastipur	0	0
31	Saran	17	85000
32	Sheikhpura	0	0
33	Sheohar	0	0
34	Sitamarhi	0	0
35	Siwan	17	85000
36	Supaul	0	0
37	Vashali	17	85000
38	West Champaran	34	170000
39	RPMU Bhagalpur	0	0
40	RPMU Darbhanga	0	0
41	RPMU Kosi	0	0
42	RPMU Magadh	0	0
43	RPMU Munger	0	0
44	RPMU Patna	0	0
45	RPMU Purnia	0	0
46	RPMU Saran	0	0
47	RPMU Tirhut	0	0
48	ANMMCH, Gaya	0	0
49	DMCH, Darbhanga	0	0
50	JLNMCH, Bhagalpur	0	0
51	NMCH, Patna	0	0
52	PMCH, Patna	0	0
53	SKMCH, Muzaffarpur	0	0
54	IGIMS	0	0
55	SIHFW	0	0
<b>Total</b>		<b>843</b>	<b>4215000</b>
<b>State Level Fund Retention</b>		<b>0</b>	<b>0</b>
<b>Grand Total</b>		<b>843</b>	<b>4215000</b>

  
SFM-NUHM

  
SPM-NUHM

  
ED-SHSB  
24/9/18

(E)

Annexure-1			
ROP/FMR Budget code No.(as per ROP 2017-18):Part- II (National Urban Health Mission)			
ROP/FMR Budget Head:P.6.2.2( Training of MAS)			
Sl. No.	Districts	Physical Target as per ROP 2017-18 (Physical indicator is No. of MAS.)	District Total Allotment 2017-18 (in Rs.)
a	b	f	(g+h)
1	Araria	0	0
2	Anwal	0	0
3	Aurangabad	9	45000
4	Banka	0	0
5	Begusarai	34	170000
6	Bhagalpur	68	340000
7	Bhojpur	34	170000
8	Buxar	9	45000
9	Darbhanga	51	255000
10	East Champaran	17	85000
11	Gaya	68	340000
12	Gopalganj	0	0
13	Jamui	0	0
14	Jehanabad	17	85000
15	Kaimur	0	0
16	Katihar	9	45000
17	Khagaria	0	0
18	Kishanganj	0	0
19	Lakhisarai	0	0
20	Madhepura	0	0
21	Madhubani	0	0
22	Munger	43	215000
23	Muzaffarpur	34	170000
24	Nalanda	34	170000
25	Nawada	17	85000
26	Patna	204	1020000
27	Purnia	51	255000
28	Rohtas	42	210000
29	Saharsa	17	85000
30	Samastipur	0	0
31	Saran	17	85000
32	Sheikhpura	0	0
33	Sheohar	0	0
34	Sitamarhi	0	0
35	Siwan	17	85000
36	Supaul	0	0
37	Vaishali	17	85000
38	West Champaran	34	170000
39	RPMU Bhagalpur	0	0
40	RPMU Darbhanga	0	0
41	RPMU Kosi	0	0
42	RPMU Magadh	0	0
43	RPMU Munger	0	0
44	RPMU Patna	0	0
45	RPMU Purnia	0	0
46	RPMU Saran	0	0
47	RPMU Tirhut	0	0
48	ANMMCH, Gaya	0	0
49	DMCH, Darbhanga	0	0
50	JLNMCH, Bhagalpur	0	0
51	NMCH, Patna	0	0
52	PMCH, Patna	0	0
53	SKMCH, Muzaffarpur	0	0
54	IGIMS	0	0
55	SIHFW	0	0
<b>Total</b>		<b>843</b>	<b>4215000</b>
State Level Fund Retention		0	181000
<b>Grand Total</b>		<b>843</b>	<b>4396000</b>

SFM-NUHM

SPM-NUHM

ED-SHSB


5

Annexure-1			
ROP/FMR Budget code No.(as per ROP 2017-18):Part- : II (National Urban Health Mission)			
ROP/FMR Budget Head:P.7.2 ( PPP Pathological Services)			
Sl. No.	Districts	Physical Target as per ROP 2017-18 (Physical indicator is No of UPHCs)	District Total Allotment 2017-18 (in Rs.)
a	b	f	(g+h)
1	Araria	0	0
2	Anwal	0	0
3	Aurangabad	0	0
4	Banka	0	0
5	Begusarai	4	576000
6	Bhagalpur	8	1152000
7	Bhojpur	4	576000
8	Buxar	0	0
9	Darbhanga	6	864000
10	East Champaran	0	0
11	Gaya	8	1152000
12	Gopalganj	0	0
13	Jamui	0	0
14	Jehanabad	0	0
15	Kaimur	0	0
16	Katihar	1	144000
17	Khagaria	0	0
18	Kishanganj	0	0
19	Lakhisarai	0	0
20	Madhepura	0	0
21	Madhubani	0	0
22	Munger	5	720000
23	Muzaffarpur	4	576000
24	Nalanda	4	576000
25	Nawada	0	0
26	Patna	24	3456000
27	Purnia	6	864000
28	Rohitas	3	432000
29	Saharsa	2	288000
30	Samastipur	0	0
31	Saran	2	288000
32	Sheikhpura	0	0
33	Sheohar	0	0
34	Sitamarhi	0	0
35	Siwan	0	0
36	Supaul	0	0
37	Vaishali	0	0
38	West Champaran	0	0
39	RPMU Bhagalpur	0	0
40	RPMU Darbhanga	0	0
41	RPMU Kosi	0	0
42	RPMU Magadh	0	0
43	RPMU Munger	0	0
44	RPMU Patna	0	0
45	RPMU Purnia	0	0
46	RPMU Saran	0	0
47	RPMU Tirhut	0	0
48	ANMMCH, Gaya	0	0
49	DMCH, Darbhanga	0	0
50	JLNMCH, Bhagalpur	0	0
51	NMCH, Patna	0	0
52	PMCH, Patna	0	0
53	SKMCH, Muzaffarpur	0	0
54	IGIMS	0	0
55	SIHFW	0	0
<b>Total</b>		<b>81</b>	<b>11664000</b>
<b>State Level Fund Retention</b>		<b>0</b>	<b>0</b>
<b>Grand Total</b>		<b>81</b>	<b>11664000</b>

  
SFM-NUHM

  
SPM-NUHM



  
ED-SHSB  
2/11/17

(4)

Annexure-1			
ROP/FMR Budget code No.(as per ROP 2017-18):Part- II (National Urban Health Mission)			
ROP/FMR Budget Head:P.9 ( IEC / BCC-NUHM)			
Sl. No.	Districts	Physical Target as per ROP 2017-18 (Physical indicator is No. of UPHCs)	District Total Allotment 2017-18 (in Rs.)
a	b	f	(g+h)
1	Araria	0	0
2	Arwal	0	0
3	Aurangabad	1	25000
4	Banka	0	0
5	Begusarai	4	88000
6	Bhagalpur	8	176000
7	Bhojpur	4	88000
8	Buxar	1	25000
9	Darbhanga	6	132000
10	East Champaran	2	50000
11	Gaya	8	176000
12	Gopalganj	0	0
13	Jamui	0	0
14	Jehanabad	2	50000
15	Kaimur	0	0
16	Katihar	1	22000
17	Khagaria	0	0
18	Kishanganj	0	0
19	Lakhisarai	0	0
20	Madhepura	0	0
21	Madhubani	0	0
22	Munger	5	110000
23	Muzaffarpur	4	88000
24	Nalanda	4	88000
25	Nawada	2	50000
26	Patna	24	528000
27	Purnia	6	132000
28	Rohtas	5	116000
29	Saharsa	2	44000
30	Samastipur	0	0
31	Saran	2	44000
32	Sheikhpura	0	0
33	Sheohar	0	0
34	Sitamarhi	0	0
35	Siwan	2	50000
36	Supaul	0	0
37	Vaishali	2	50000
38	West Champaran	4	100000
39	RPMU Bhagalpur	0	0
40	RPMU Darbhanga	0	0
41	RPMU Kosi	0	0
42	RPMU Magadh	0	0
43	RPMU Munger	0	0
44	RPMU Patna	0	0
45	RPMU Purnia	0	0
46	RPMU Saran	0	0
47	RPMU Tirhut	0	0
48	ANMMCH, Gaya	0	0
49	DMCH, Darbhanga	0	0
50	JLNMCH, Bhagalpur	0	0
51	NMCH, Patna	0	0
52	PMCH, Patna	0	0
53	SKMCH, Muzaffarpur	0	0
54	IGIMS	0	0
55	SIHFW	0	0
<b>Total</b>		<b>99</b>	<b>2232000</b>
<b>State Level Fund Retention</b>		<b>0</b>	<b>2118000</b>
<b>Grand Total</b>		<b>99</b>	<b>4350000</b>

SFM-NUHM

SPM-NUHM


ED-SHSB

Annexure-1			
ROP/FMR Budget code No.(as per ROP 2017-18):Part- : II (National Urban Health Mission)			
ROP/FMR Budget Head:P.11 ( Annual Increment)			
Sl. No.	Districts	Physical Target as per ROP 2017-18 (Physical indicator is no.)	District Total Allotment 2017-18 (in Rs.)
a	b	f	(g+h)
1	Araria	0	0
2	Arwal	0	0
3	Aurangabad	0	0
4	Banka	0	0
5	Begusarai	0	0
6	Bhagalpur	0	0
7	Bhojpur	0	0
8	Buxar	0	0
9	Darbhanga	0	0
10	East Champaran	0	0
11	Gaya	0	0
12	Gopalganj	0	0
13	Jamui	0	0
14	Jehanabad	0	0
15	Kaimur	0	0
16	Katihar	0	0
17	Khagaria	0	0
18	Kishanganj	0	0
19	Lakhisarai	0	0
20	Madhepura	0	0
21	Madhubani	0	0
22	Munger	0	0
23	Muzaffarpur	0	0
24	Nalanda	0	0
25	Nawada	0	0
26	Patna	0	0
27	Purnia	0	0
28	Rohtas	0	0
29	Saharsa	0	0
30	Samastipur	0	0
31	Saran	0	0
32	Sheikhpura	0	0
33	Sheohar	0	0
34	Sitamarhi	0	0
35	Siwan	0	0
36	Supaul	0	0
37	Vaishali	0	0
38	West Champaran	0	0
39	RPMU Bhagalpur	0	0
40	RPMU Darbhanga	0	0
41	RPMU Kosi	0	0
42	RPMU Magadh	0	0
43	RPMU Munger	0	0
44	RPMU Patna	0	0
45	RPMU Purnia	0	0
46	RPMU Saran	0	0
47	RPMU Tirhut	0	0
48	ANMMCH, Gaya	0	0
49	DMCH, Darbhanga	0	0
50	JLNMCH, Bhagalpur	0	0
51	NMCH, Patna	0	0
52	PMCH, Patna	0	0
53	SKMCH, Muzaffarpur	0	0
54	IGIMS	0	0
55	SIHFW	0	0
<b>Total</b>		<b>0</b>	<b>0</b>
<b>State Level Fund Retention</b>		<b>0</b>	<b>17353000</b>
<b>Grand Total</b>		<b>0</b>	<b>17353000</b>

  
SFM-NUHM


  
SPM-NUHM




  
RD-SHSB



Annexure-1			
ROP/FMR Budget code No.(as per ROP 2017-18):Part- : II (National Urban Health Mission)			
ROP/FMR Budget Head:P.12 ( EPF)			
Sl. No.	Districts	Physical Target as per ROP 2017-18 (Physical indicator is no.)	District Total Allotment 2017-18 (in Rs.)
a	b	f	(g+h)
1	Arana	0	0
2	Arwal	0	0
3	Aurangabad	0	0
4	Banka	0	0
5	Begusarai	0	318449
6	Bhagalpur	0	636898
7	Bhojpur	0	318449
8	Buxar	0	0
9	Darbhanga	0	477673
10	East Champaran	0	0
11	Gaya	0	636898
12	Gopalganj	0	0
13	Jamui	0	0
14	Jehanabad	0	0
15	Kaimur	0	0
16	Katihar	0	79612
17	Khagaria	0	0
18	Kishanganj	0	0
19	Lakhisarai	0	0
20	Madhepura	0	0
21	Madhubani	0	0
22	Munger	0	398061
23	Muzaffarpur	0	318449
24	Nalanda	0	318449
25	Nawada	0	0
26	Patna	0	1930734
27	Purnia	0	477673
28	Rohtas	0	238837
29	Saharsa	0	159224
30	Samastipur	0	0
31	Saran	0	159224
32	Sheikhpura	0	0
33	Sheohar	0	0
34	Sitamarhi	0	0
35	Siwan	0	0
36	Supaul	0	0
37	Vaishali	0	0
38	West Champaran	0	0
39	RPMU Bhagalpur	0	0
40	RPMU Darbhanga	0	0
41	RPMU Kosi	0	0
42	RPMU Magadh	0	0
43	RPMU Munger	0	0
44	RPMU Patna	0	0
45	RPMU Purnia	0	0
46	RPMU Saran	0	0
47	RPMU Tirhut	0	0
48	ANMMCH, Gaya	0	0
49	DMCH, Darbhanga	0	0
50	JLNMCH, Bhagalpur	0	0
51	NMCH, Patna	0	0
52	PMCH, Patna	0	0
53	SKMCH, Muzaffarpur	0	0
54	IGIMS	0	0
55	SIHFW	0	0
<b>Total</b>		<b>0</b>	<b>6468631</b>
<b>State Level Fund Retention</b>		<b>0</b>	<b>176369</b>
<b>Grand Total</b>		<b>0</b>	<b>6645000</b>

  
SFM-NUHM

  
SPM-NUHM

  
ED-SHSB  
m/s/17



**राज्य स्वास्थ्य समिति, बिहार**



परिवार कल्याण भवन, शेखपुरा, पटना- 800 014  
फोन: 0612-2281545, 2290340, फैक्स: 2290322  
वेबसाइट: [www.statehealthsocietybihar.org](http://www.statehealthsocietybihar.org)